

Fire protection thermostat

TKM2

for air ducts



Fire protection thermostat for monitoring of air duct temperatures

- Switch-over contact AC 250 V / 10(2) A
- Measuring range 20 ...110 °C

Use

The TKM2 fire protection thermostat is typically used for monitoring temperatures in air ducts, to prevent the outbreak of fire. When the duct temperature rises to the preselected setpoint the thermostat switches over.

Ordering

When placing an order, please specify the quantity, product description and type code.

Example:

1 fire protection thermostat, type TKM2

Technical design

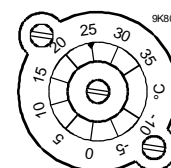
The housing of the fire protection thermostat is made of plastic and is equipped with a removable cover which is fixed with 2 screws. The housing is fixed to a metal mounting plate.

The sensor probe of the TKM2 fire protection thermostat is located inside the wire spiral soldered to the mounting plate. The sensor operates according to liquid expansion principles.

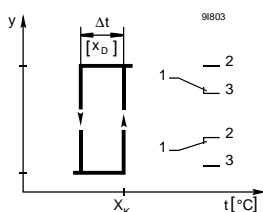
Adjustment

To adjust the setting, remove the housing cover.

- Setpoint X_K : adjustable 20 ...110 °C
- Switching differential Δt :
It *cannot* be adjusted: 2 K, fixed



Operating diagram



Mounting notes

Mounting instructions are enclosed with the thermostat (Ref. 35199).

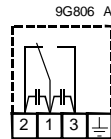
The thermostat housing is fixed to the outside of the air duct.

Technical data

Output	SPDT voltage free
Contact rating	Max. AC 250 V Max. 10 A resistive Max. 2 A inductive, $\cos \varphi > 0.2$
Voltage against earth	Max. AC 250 V
Setpoint Xk	20 ...110 °C
Switching differential Δt	2 K, fixed
Mounting position	Any
Housing materials	Plastic
Cable entry	PG11
Protection class	I (VDE)
Protection standard	IP54 to IEC529
Ambient temperature	
– Housing top	Max 100 °C
– Sensor	Max 10 % above measured value
Weight	0.52 kg
Conformity	Meets the requirements for CE marking

Connection terminals

Contact position 'Cold'



Caution

Observe the technical data for the switching contact: max. AC 250 V / 10(2) A

Dimensions

All dimensions in mm

