

SIEMENS



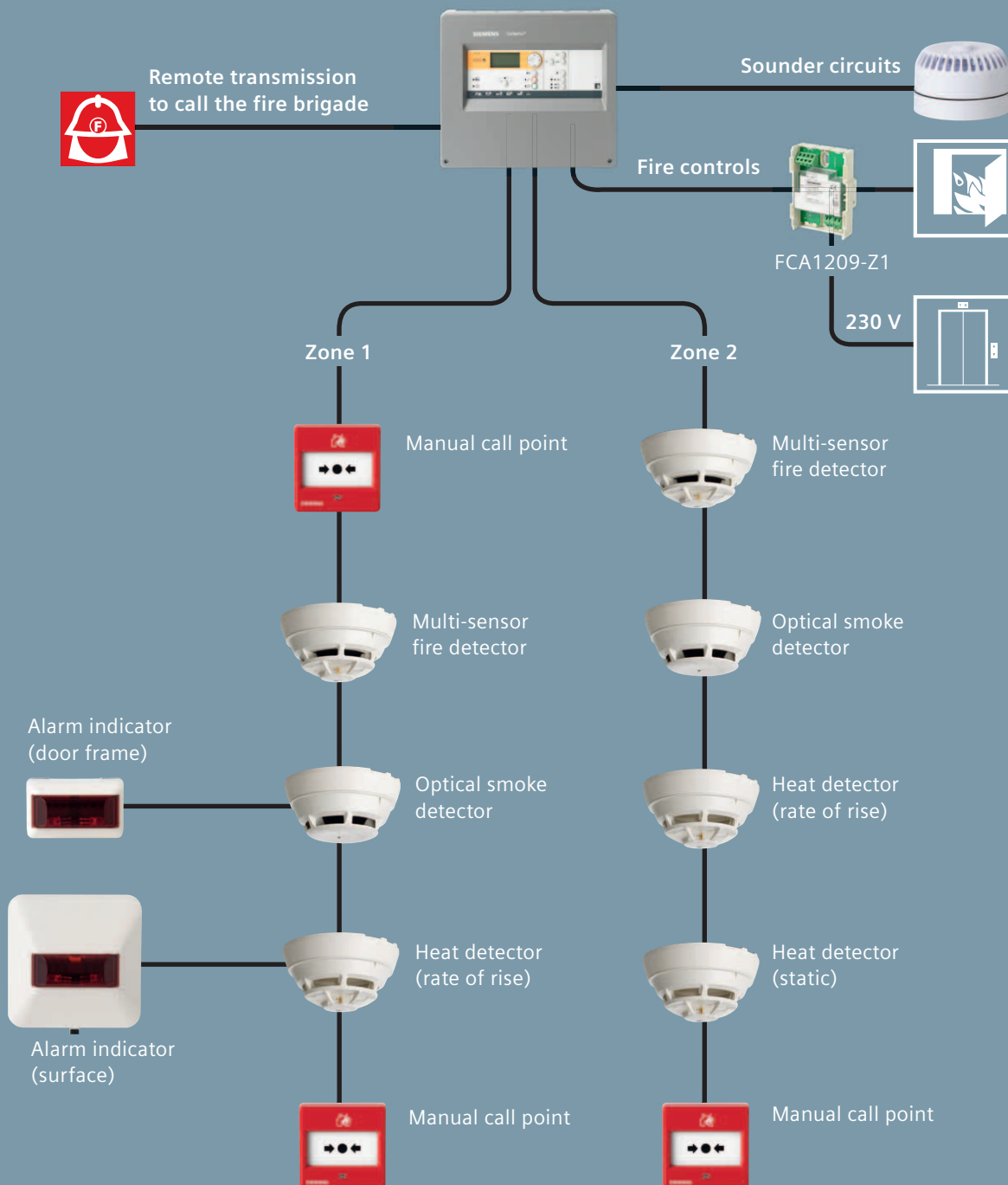
Cerberus FIT product catalog

Fire safety products and accessories

Conventional fire control panels.....	1-1
2-zone panels	1-3
FC120 series.....	1-3
Expansion FC121-ZA.....	1-4
Accessories FC121-ZA.....	1-5
4-zone panels	1-7
FC120 series.....	1-7
Expansion FC122-ZA.....	1-8
Accessories FC122-ZA.....	1-9
8-zone panels	1-11
FC120 series.....	1-11
Expansion FC123-ZA.....	1-12
Accessories FC123-ZA.....	1-13
12-zone panels	1-15
FC120 series.....	1-15
Expansion FC124-ZA.....	1-16
Accessories FC124-ZA.....	1-17
Single-zone conventional controllers 12 V	2-1
1-zone panels	2-3
Genesis series.....	2-3
Fire detection conventional and collective peripherals.....	3-1
110-series detectors	3-3
110-series bases	3-6
Base accessories	3-7
Alarm indicators	3-9
Alarm indicator accessory	3-10
Collective manual call points.....	3-11
MCP with direct operation.....	3-11
MCP with indirect operation.....	3-13
Conventional alarm equipment	3-15
Sounders	3-15
Accessories.....	3-15
Visual alarming devices.....	3-17
Accessories.....	3-19
Optical signaling equipment	3-21
Combined sounder and visual alarming devices	3-22
Power supply.....	4-1
Standalone power supply 70 W	4-1
Batteries	4-2
Special equipment	5-1
Test equipment	5-1
Detector tester	5-1
Spare parts	6-1
Conventional fire control panel FC120	6-1
Collective manual call points.....	6-2

Cerberus FIT conventional system overview

Cerberus FIT provides reliable detection and intelligent signal processing. FC120 allows different alarm processing per zone which results in less installation effort. The system is easy to plan and install. This brief overview shows the most important system components.



Conventional fire control panels
2-zone panels
FC120 series



Type

Order no.

FC121-ZA

Fire control panel, 2 zones

S54400-C131-A1





The FC121-ZA is a conventional fire control panel with an integrated operating unit for 2 zones. The control unit has been designed to be very simple to use while offering exceptional flexibility via a comprehensive feature list. The FC121-ZA is ideally suited for small applications, e.g. in schools, shops, hotels. Expansions and accessories must be ordered separately.

Zones	2
Conventional devices per zone	Max. 32
Relay outputs	1x dialer fault
Monitored output	1x sounder line 1x dialer fire
Programmable inputs	2
Plug-in position	1
Mains voltage	AC 196...253 V
Power supply	25 W
Operating voltage	DC 21...28.6 V
Operating current	Max. 0.9 A
Emergency power supply	Up to 72 Ah
Battery capacity	2x 12 V / 4 or 7 Ah
Operating temperature	-5...+40 °C
Relative humidity	≤95 % rel. (no condensation)
Storage temperature	-20...+60 °C
Protection category	IP30
Color housing/cover	~RAL 000 50 00, Gray
Dimensions (W x H x D)	310 x 360 x 85 mm
Data sheet	A6V10371354
Expansion	FCA1203-Z1 Output card 2M 2R FTO1201-H1 EVAC module (NL 2&4 zones)
Accessories	FCA1206-Z1 Key switch set (Nordic SE) FCA1209-Z1 Output module (230 V) FDCH221 Housing for input/output modules AX1213 Battery (12 V, 4.5 Ah) FA2003-A1 Battery (12 V, 7 Ah, VDS)

Conventional fire control panels

2-zone panels

Expansion FC121-ZA

Type	Order no.				
FCA1203-Z1  <p>The FCA1203-Z1 is an output card and provides 2 supervised outputs and 2 relay outputs. The outputs are freely programmable to the events, e.g. fire dialer, fault dialer, fire control, sounder control.</p> <table border="0"><tr><td>Supervised output</td><td>2x 24 V / 1 A</td></tr><tr><td>Relay output (NOC)</td><td>2x 30 V / 1 A</td></tr></table>	Supervised output	2x 24 V / 1 A	Relay output (NOC)	2x 30 V / 1 A	S54400-B142-A1
Supervised output	2x 24 V / 1 A				
Relay output (NOC)	2x 30 V / 1 A				
FTO1201-H1  <p>Additional evacuation function according to NEN 2575. The module provides one EVAC zone for NL. Cables and screws for installation are included. Labelling: Dutch only.</p>	S54400-B120-A1				



Conventional fire control panels

2-zone panels



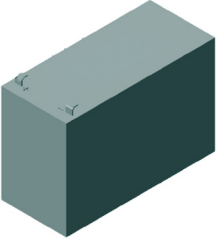
Accessories FC121-ZA

Type		Order no.																				
FCA1206-Z1	<p>Key switch set (Nordic SE)</p> <p>Nordic key switch with mounting accessories and key (Nordic), as an option for operating access (level II).</p> 	S54400-S125-A1																				
FCA1209-Z1	<p>Output module (230 V)</p> <p>The FCA1209-Z1 module is directly connected with the monitored output line and provides one potential-free contact. It is an output module for the control of ventilation, air conditioning, elevators, etc.</p>  <table border="0"> <tr> <td>Operating voltage</td> <td>DC 14.5...30 V</td> </tr> <tr> <td>Operating current</td> <td>Max. 0.1 mA</td> </tr> <tr> <td>Communication protocol</td> <td>Monitored output line</td> </tr> <tr> <td>Protection category</td> <td>IP30</td> </tr> <tr> <td>Operating temperature</td> <td>-25...+65 °C</td> </tr> <tr> <td>Storage temperature</td> <td>-25...+65 °C</td> </tr> <tr> <td>Relay output (NO)</td> <td>AC 230 V, max. 5 A / DC 30 V, max. 5 A</td> </tr> <tr> <td>Relative humidity</td> <td>≤95 % rel.</td> </tr> <tr> <td>Color housing/cover</td> <td>~RAL 9010, Pure white / transparent matt</td> </tr> <tr> <td>Standard</td> <td>EN 54-18</td> </tr> </table>	Operating voltage	DC 14.5...30 V	Operating current	Max. 0.1 mA	Communication protocol	Monitored output line	Protection category	IP30	Operating temperature	-25...+65 °C	Storage temperature	-25...+65 °C	Relay output (NO)	AC 230 V, max. 5 A / DC 30 V, max. 5 A	Relative humidity	≤95 % rel.	Color housing/cover	~RAL 9010, Pure white / transparent matt	Standard	EN 54-18	S54400-B124-A1
Operating voltage	DC 14.5...30 V																					
Operating current	Max. 0.1 mA																					
Communication protocol	Monitored output line																					
Protection category	IP30																					
Operating temperature	-25...+65 °C																					
Storage temperature	-25...+65 °C																					
Relay output (NO)	AC 230 V, max. 5 A / DC 30 V, max. 5 A																					
Relative humidity	≤95 % rel.																					
Color housing/cover	~RAL 9010, Pure white / transparent matt																					
Standard	EN 54-18																					
FDCH221	<p>Housing for input/output modules</p> <p>Housing with seal for the mounting of several devices for wet applications. The required screwed cable glands and back nuts M20 must be ordered separately.</p>  <table border="0"> <tr> <td>Dimensions (W x H x D)</td> <td>207 x 119 x 48 mm</td> </tr> <tr> <td>Color</td> <td>~RAL 9010, Pure white / transparent matt</td> </tr> <tr> <td>Protection category</td> <td>IP65</td> </tr> <tr> <td>Accessories</td> <td>A5Q00004478 Screwed cable gland M20 A5Q00004479 Back nut M20</td> </tr> </table>	Dimensions (W x H x D)	207 x 119 x 48 mm	Color	~RAL 9010, Pure white / transparent matt	Protection category	IP65	Accessories	A5Q00004478 Screwed cable gland M20 A5Q00004479 Back nut M20	S54312-F3-A1												
Dimensions (W x H x D)	207 x 119 x 48 mm																					
Color	~RAL 9010, Pure white / transparent matt																					
Protection category	IP65																					
Accessories	A5Q00004478 Screwed cable gland M20 A5Q00004479 Back nut M20																					
A5Q00004478	<p>Screwed cable gland M20 x 1.5</p> <p>The screwed cable gland is for M20 cable feed-through. It enables higher protection category.</p>  <table border="0"> <tr> <td>Delivery unit</td> <td>10 pieces</td> </tr> </table>	Delivery unit	10 pieces	A5Q00004478																		
Delivery unit	10 pieces																					

Conventional fire control panels

2-zone panels

Accessories FC121-ZA

Type		Order no.
A5Q00004479	Back nut M20 Back nut to screwed cable gland M20 x 1.5. Delivery unit 10 pieces	A5Q00004479
		
AX1213	Battery (12 V, 4.5 Ah) Rechargeable, sealed lead-acid battery for emergency power supply. 2 batteries must be ordered (system voltage 24 V). Dimensions (W x H x D) Max. 91 x 109 x 71 mm	BPZ:4392990001
		
FA2003-A1	Battery (12 V, 7 Ah, VDS) Rechargeable, sealed lead-acid battery for emergency power supply. 2 batteries must be ordered (system voltage 24 V). Dimensions (W x H x D) Max. 153 x 103 x 67 mm	A5Q00019353
		



Conventional fire control panels

4-zone panels

FC120 series

Type

Order no.

FC122-ZA

Fire control panel, 4 zones

S54400-C130-A1





The FC122-ZA is a conventional fire control panel with an integrated operating unit for 4 zones. The control unit has been designed to be very simple to use while offering exceptional flexibility via a comprehensive feature list. The FC122-ZA is ideally suited for small applications, e.g. in schools, shops, hotels. Expansions and accessories must be ordered separately.

Zones	4
Conventional devices per zone	Max. 32
Relay outputs	1x dialer fault
Monitored output	1x sounder line 1x dialer fire
Programmable inputs	2
Plug-in position	1
Mains voltage	AC 196...253 V
Power supply	25 W
Operating voltage	DC 21...28.6 V
Operating current	Max. 0.9 A
Emergency power supply	Up to 72 Ah
Battery capacity	2x 12 V / 4 or 7 Ah
Operating temperature	-5...+40 °C
Relative humidity	≤95 % rel. (no condensation)
Storage temperature	-20...+60 °C
Protection category	IP30
Color housing/cover	~RAL 000 50 00, Gray
Dimensions (W x H x D)	310 x 360 x 85 mm
Data sheet	A6V10371354
Expansion	FCA1203-Z1 Output card 2M 2R FTO1201-H1 EVAC module (NL 2&4 zones)
Accessories	FCA1206-Z1 Key switch set (Nordic SE) FCA1209-Z1 Output module (230 V) FDCH221 Housing for input/output modules AX1213 Battery (12 V, 4.5 Ah) FA2003-A1 Battery (12 V, 7 Ah, VDS)

Conventional fire control panels

4-zone panels

Expansion FC122-ZA

Type	Order no.				
FCA1203-Z1  <p>The FCA1203-Z1 is an output card and provides 2 supervised outputs and 2 relay outputs. The outputs are freely programmable to the events, e.g. fire dialer, fault dialer, fire control, sounder control.</p> <table border="0"><tr><td>Supervised output</td><td>2x 24 V / 1 A</td></tr><tr><td>Relay output (NOC)</td><td>2x 30 V / 1 A</td></tr></table>	Supervised output	2x 24 V / 1 A	Relay output (NOC)	2x 30 V / 1 A	S54400-B142-A1
Supervised output	2x 24 V / 1 A				
Relay output (NOC)	2x 30 V / 1 A				
FTO1201-H1  <p>Additional evacuation function according to NEN 2575. The module provides one EVAC zone for NL. Cables and screws for installation are included. Labelling: Dutch only.</p>	S54400-B120-A1				



Conventional fire control panels

4-zone panels



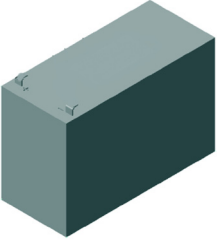
Accessories FC122-ZA

Type		Order no.																				
FCA1206-Z1	<p>Key switch set (Nordic SE)</p> <p>Nordic key switch with mounting accessories and key (Nordic), as an option for operating access (level II).</p> 	S54400-S125-A1																				
FCA1209-Z1	<p>Output module (230 V)</p> <p>The FCA1209-Z1 module is directly connected with the monitored output line and provides one potential-free contact. It is an output module for the control of ventilation, air conditioning, elevators, etc.</p>  <table border="0"> <tr> <td>Operating voltage</td> <td>DC 14.5...30 V</td> </tr> <tr> <td>Operating current</td> <td>Max. 0.1 mA</td> </tr> <tr> <td>Communication protocol</td> <td>Monitored output line</td> </tr> <tr> <td>Protection category</td> <td>IP30</td> </tr> <tr> <td>Operating temperature</td> <td>-25...+65 °C</td> </tr> <tr> <td>Storage temperature</td> <td>-25...+65 °C</td> </tr> <tr> <td>Relay output (NO)</td> <td>AC 230 V, max. 5 A / DC 30 V, max. 5 A</td> </tr> <tr> <td>Relative humidity</td> <td>≤95 % rel.</td> </tr> <tr> <td>Color housing/cover</td> <td>~RAL 9010, Pure white / transparent matt</td> </tr> <tr> <td>Standard</td> <td>EN 54-18</td> </tr> </table>	Operating voltage	DC 14.5...30 V	Operating current	Max. 0.1 mA	Communication protocol	Monitored output line	Protection category	IP30	Operating temperature	-25...+65 °C	Storage temperature	-25...+65 °C	Relay output (NO)	AC 230 V, max. 5 A / DC 30 V, max. 5 A	Relative humidity	≤95 % rel.	Color housing/cover	~RAL 9010, Pure white / transparent matt	Standard	EN 54-18	S54400-B124-A1
Operating voltage	DC 14.5...30 V																					
Operating current	Max. 0.1 mA																					
Communication protocol	Monitored output line																					
Protection category	IP30																					
Operating temperature	-25...+65 °C																					
Storage temperature	-25...+65 °C																					
Relay output (NO)	AC 230 V, max. 5 A / DC 30 V, max. 5 A																					
Relative humidity	≤95 % rel.																					
Color housing/cover	~RAL 9010, Pure white / transparent matt																					
Standard	EN 54-18																					
FDCH221	<p>Housing for input/output modules</p> <p>Housing with seal for the mounting of several devices for wet applications. The required screwed cable glands and back nuts M20 must be ordered separately.</p>  <table border="0"> <tr> <td>Dimensions (W x H x D)</td> <td>207 x 119 x 48 mm</td> </tr> <tr> <td>Color</td> <td>~RAL 9010, Pure white / transparent matt</td> </tr> <tr> <td>Protection category</td> <td>IP65</td> </tr> <tr> <td>Accessories</td> <td>A5Q00004478 Screwed cable gland M20 A5Q00004479 Back nut M20</td> </tr> </table>	Dimensions (W x H x D)	207 x 119 x 48 mm	Color	~RAL 9010, Pure white / transparent matt	Protection category	IP65	Accessories	A5Q00004478 Screwed cable gland M20 A5Q00004479 Back nut M20	S54312-F3-A1												
Dimensions (W x H x D)	207 x 119 x 48 mm																					
Color	~RAL 9010, Pure white / transparent matt																					
Protection category	IP65																					
Accessories	A5Q00004478 Screwed cable gland M20 A5Q00004479 Back nut M20																					
A5Q00004478	<p>Screwed cable gland M20 x 1.5</p> <p>The screwed cable gland is for M20 cable feed-through. It enables higher protection category.</p>  <table border="0"> <tr> <td>Delivery unit</td> <td>10 pieces</td> </tr> </table>	Delivery unit	10 pieces	A5Q00004478																		
Delivery unit	10 pieces																					

Conventional fire control panels

4-zone panels

Accessories FC122-ZA

Type		Order no.
A5Q00004479	Back nut M20 Back nut to screwed cable gland M20 x 1.5. Delivery unit 10 pieces	A5Q00004479
		
AX1213	Battery (12 V, 4.5 Ah) Rechargeable, sealed lead-acid battery for emergency power supply. 2 batteries must be ordered (system voltage 24 V). Dimensions (W x H x D) Max. 91 x 109 x 71 mm	BPZ:4392990001
		
FA2003-A1	Battery (12 V, 7 Ah, VDS) Rechargeable, sealed lead-acid battery for emergency power supply. 2 batteries must be ordered (system voltage 24 V). Dimensions (W x H x D) Max. 153 x 103 x 67 mm	A5Q00019353
		

Conventional fire control panels
8-zone panels
FC120 series



Type

Order no.

FC123-ZA



Fire control panel, 8 zones

The FC123-ZA is a conventional fire control panel with an integrated operating unit for 8 zones. The control unit has been designed to be very simple to use while offering exceptional flexibility via a comprehensive feature list. The FC123-ZA is ideally suited for small applications, e.g. in schools, shops, hotels. Expansions and accessories must be ordered separately.



S54400-C129-A1

Zones	8
Conventional devices per zone	Max. 32
Relay outputs	1x dialer fault
Monitored output	1x sounder line 1x dialer fire
Programmable inputs	3
Plug-in position	2
Mains voltage	AC 97...127 V / AC 196...253 V
Power supply	70 W
Operating voltage	DC 21...28.6 V
Operating current	Max. 2.5 A
Emergency power supply	Up to 72 Ah
Battery capacity	2x 12 V / 7, 12 or 17 Ah
Operating temperature	-5...+40 °C
Relative humidity	≤95 % rel. (no condensation)
Storage temperature	-20...+60 °C
Protection category	IP30
Color housing/cover	~RAL 000 50 00, Gray
Dimensions (W x H x D)	430 x 399 x 124 mm
Data sheet	A6V10371354
Expansion	FTO1203-H1 EVAC module (NL 8&12 zones) FTO1202-Z1 Zone ind. field 12x2 LED
Accessories	FCA1206-Z1 Key switch set (Nordic SE) FCA1209-Z1 Output module (230 V) FDCH221 Housing for input/output modules FA2003-A1 Battery (12 V, 7 Ah, VDS) FA2004-A1 Battery (12 V, 12 Ah, VDS) FA2005-A1 Battery (12 V, 17 Ah, VDS)

Conventional fire control panels

8-zone panels

Expansion FC123-ZA

Type	Order no.
<p>FTO1203-H1</p> <p>EVAC module (NL 8&12 zones)</p> <p>Additional evacuation function according to NEN 2575. The module provides one EVAC zone for NL. Cables and screws for installation are included. Labelling: Dutch only.</p>  The image shows a rectangular white EVAC module with a black top and bottom edge. On the front panel, there are three indicator lights: a green light labeled 'Zk Start', a yellow light labeled 'Zk Stop', and a red light labeled 'Storing'. Below the lights, the text 'Ontruimingsalarm' is printed.	S54400-B118-A1
<p>FTO1202-Z1</p> <p>Zone ind. field 12x2 LED</p> <p>Zone indication field for 12 zones, with one red and one yellow LED each. Individual customer description provided by inscription stripes. Cables and screws for installation are included.</p>  The image shows a rectangular white zone indication field with a black top and bottom edge. It features two vertical columns of 12 small square LEDs each. Below the LEDs, there are several horizontal white stripes for inscription.	S54400-B119-A1




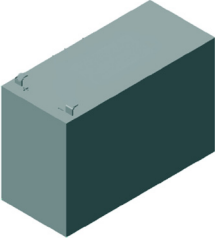
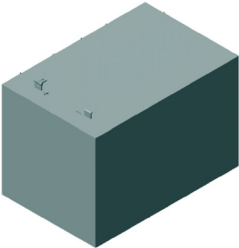

Conventional fire control panels 8-zone panels Accessories FC123-ZA

Type		Order no.																				
FCA1206-Z1	<p>Key switch set (Nordic SE)</p> <p>Nordic key switch with mounting accessories and key (Nordic), as an option for operating access (level II).</p> 	S54400-S125-A1																				
FCA1209-Z1	<p>Output module (230 V)</p> <p>The FCA1209-Z1 module is directly connected with the monitored output line and provides one potential-free contact. It is an output module for the control of ventilation, air conditioning, elevators, etc.</p>  <table border="0"> <tr> <td>Operating voltage</td> <td>DC 14.5...30 V</td> </tr> <tr> <td>Operating current</td> <td>Max. 0.1 mA</td> </tr> <tr> <td>Communication protocol</td> <td>Monitored output line</td> </tr> <tr> <td>Protection category</td> <td>IP30</td> </tr> <tr> <td>Operating temperature</td> <td>-25...+65 °C</td> </tr> <tr> <td>Storage temperature</td> <td>-25...+65 °C</td> </tr> <tr> <td>Relay output (NO)</td> <td>AC 230 V, max. 5 A / DC 30 V, max. 5 A</td> </tr> <tr> <td>Relative humidity</td> <td>≤95 % rel.</td> </tr> <tr> <td>Color housing/cover</td> <td>~RAL 9010, Pure white / transparent matt</td> </tr> <tr> <td>Standard</td> <td>EN 54-18</td> </tr> </table>	Operating voltage	DC 14.5...30 V	Operating current	Max. 0.1 mA	Communication protocol	Monitored output line	Protection category	IP30	Operating temperature	-25...+65 °C	Storage temperature	-25...+65 °C	Relay output (NO)	AC 230 V, max. 5 A / DC 30 V, max. 5 A	Relative humidity	≤95 % rel.	Color housing/cover	~RAL 9010, Pure white / transparent matt	Standard	EN 54-18	S54400-B124-A1
Operating voltage	DC 14.5...30 V																					
Operating current	Max. 0.1 mA																					
Communication protocol	Monitored output line																					
Protection category	IP30																					
Operating temperature	-25...+65 °C																					
Storage temperature	-25...+65 °C																					
Relay output (NO)	AC 230 V, max. 5 A / DC 30 V, max. 5 A																					
Relative humidity	≤95 % rel.																					
Color housing/cover	~RAL 9010, Pure white / transparent matt																					
Standard	EN 54-18																					
FDCH221	<p>Housing for input/output modules</p> <p>Housing with seal for the mounting of several devices for wet applications. The required screwed cable glands and back nuts M20 must be ordered separately.</p>  <table border="0"> <tr> <td>Dimensions (W x H x D)</td> <td>207 x 119 x 48 mm</td> </tr> <tr> <td>Color</td> <td>~RAL 9010, Pure white / transparent matt</td> </tr> <tr> <td>Protection category</td> <td>IP65</td> </tr> <tr> <td>Accessories</td> <td>A5Q00004478 Screwed cable gland M20 A5Q00004479 Back nut M20</td> </tr> </table>	Dimensions (W x H x D)	207 x 119 x 48 mm	Color	~RAL 9010, Pure white / transparent matt	Protection category	IP65	Accessories	A5Q00004478 Screwed cable gland M20 A5Q00004479 Back nut M20	S54312-F3-A1												
Dimensions (W x H x D)	207 x 119 x 48 mm																					
Color	~RAL 9010, Pure white / transparent matt																					
Protection category	IP65																					
Accessories	A5Q00004478 Screwed cable gland M20 A5Q00004479 Back nut M20																					
A5Q00004478	<p>Screwed cable gland M20 x 1.5</p> <p>The screwed cable gland is for M20 cable feed-through. It enables higher protection category.</p>  <table border="0"> <tr> <td>Delivery unit</td> <td>10 pieces</td> </tr> </table>	Delivery unit	10 pieces	A5Q00004478																		
Delivery unit	10 pieces																					

Conventional fire control panels

8-zone panels

Accessories FC123-ZA

Type		Order no.
A5Q00004479	Back nut M20 Back nut to screwed cable gland M20 x 1.5. Delivery unit 10 pieces	A5Q00004479
		
FA2003-A1	Battery (12 V, 7 Ah, VDS) Rechargeable, sealed lead-acid battery for emergency power supply. 2 batteries must be ordered (system voltage 24 V). Dimensions (W x H x D) Max. 153 x 103 x 67 mm	A5Q00019353
		
FA2004-A1	Battery (12 V, 12 Ah, VDS) Rechargeable, sealed lead-acid battery for emergency power supply. 2 batteries must be ordered (system voltage 24 V). Dimensions (W x H x D) Max. 153 x 102 x 100 mm	A5Q00019354
		
FA2005-A1	Battery (12 V, 17 Ah, VDS) Rechargeable, sealed lead-acid battery for emergency power supply. 2 batteries must be ordered (system voltage 24 V). Dimensions (W x H x D) Max. 183 x 170 x 80 mm	A5Q00019677
		

Conventional fire control panels
12-zone panels
FC120 series



Type

Order no.

FC124-ZA

Fire control panel, 12 zones

S54400-C128-A1





The FC124-ZA is a conventional fire control panel with an integrated operating unit for 12 zones. The control unit has been designed to be very simple to use while offering exceptional flexibility via a comprehensive feature list. The FC124-ZA is ideally suited for small applications, e.g. in schools, shops, hotels. Expansions and accessories must be ordered separately.

Zones	12
Conventional devices per zone	Max. 32
Relay outputs	1x dialer fault
Monitored output	1x sounder line 1x dialer fire
Programmable inputs	3
Plug-in position	3
Mains voltage	AC 97...127 V / AC 196...253 V
Power supply	70 W
Operating voltage	DC 21...28.6 V
Operating current	Max. 2.5 A
Emergency power supply	Up to 72 Ah
Battery capacity	2x 12 V / 7, 12 or 17 Ah
Operating temperature	-5...+40 °C
Relative humidity	≤95 % rel. (no condensation)
Storage temperature	-20...+60 °C
Protection category	IP30
Color housing/cover	~RAL 000 50 00, Gray
Dimensions (W x H x D)	430 x 399 x 124 mm
Data sheet	A6V10371354
Expansion	FTO1203-H1 EVAC module (NL 8&12 zones) FTO1202-Z1 Zone ind. field 12x2 LED
Accessories	FCA1206-Z1 Key switch set (Nordic SE) FCA1209-Z1 Output module (230 V) FDCH221 Housing for input/output modules FA2003-A1 Battery (12 V, 7 Ah, VDS) FA2004-A1 Battery (12 V, 12 Ah, VDS) FA2005-A1 Battery (12 V, 17 Ah, VDS)

Conventional fire control panels

12-zone panels

Expansion FC124-ZA

Type	Order no.
<p>FTO1203-H1</p> <p>EVAC module (NL 8&12 zones)</p> <p>Additional evacuation function according to NEN 2575. The module provides one EVAC zone for NL. Cables and screws for installation are included. Labelling: Dutch only.</p>  The image shows a rectangular white EVAC module with a black top and bottom edge. On the front panel, there are three indicator lights: a green light labeled 'Zk Start', a yellow light labeled 'Zk Stop', and a red light labeled 'Storing'. Below the lights, the text 'Ontruimingsalarm' is printed.	S54400-B118-A1
<p>FTO1202-Z1</p> <p>Zone ind. field 12x2 LED</p> <p>Zone indication field for 12 zones, with one red and one yellow LED each. Individual customer description provided by inscription stripes. Cables and screws for installation are included.</p>  The image shows a rectangular white zone indication field with a black top and bottom edge. It features two vertical columns of 12 small square LEDs each. Below the LEDs, there are two horizontal inscription stripes.	S54400-B119-A1



Conventional fire control panels

12-zone panels


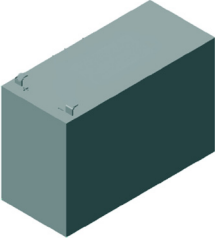
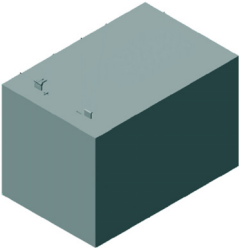

Accessories FC124-ZA

Type		Order no.																				
FCA1206-Z1	<p>Key switch set (Nordic SE)</p> <p>Nordic key switch with mounting accessories and key (Nordic), as an option for operating access (level II).</p>	S54400-S125-A1																				
FCA1209-Z1	<p>Output module (230 V)</p> <p>The FCA1209-Z1 module is directly connected with the monitored output line and provides one potential-free contact. It is an output module for the control of ventilation, air conditioning, elevators, etc.</p> <table border="0"> <tr> <td>Operating voltage</td> <td>DC 14.5...30 V</td> </tr> <tr> <td>Operating current</td> <td>Max. 0.1 mA</td> </tr> <tr> <td>Communication protocol</td> <td>Monitored output line</td> </tr> <tr> <td>Protection category</td> <td>IP30</td> </tr> <tr> <td>Operating temperature</td> <td>-25...+65 °C</td> </tr> <tr> <td>Storage temperature</td> <td>-25...+65 °C</td> </tr> <tr> <td>Relay output (NO)</td> <td>AC 230 V, max. 5 A / DC 30 V, max. 5 A</td> </tr> <tr> <td>Relative humidity</td> <td>≤95 % rel.</td> </tr> <tr> <td>Color housing/cover</td> <td>~RAL 9010, Pure white / transparent matt</td> </tr> <tr> <td>Standard</td> <td>EN 54-18</td> </tr> </table>	Operating voltage	DC 14.5...30 V	Operating current	Max. 0.1 mA	Communication protocol	Monitored output line	Protection category	IP30	Operating temperature	-25...+65 °C	Storage temperature	-25...+65 °C	Relay output (NO)	AC 230 V, max. 5 A / DC 30 V, max. 5 A	Relative humidity	≤95 % rel.	Color housing/cover	~RAL 9010, Pure white / transparent matt	Standard	EN 54-18	S54400-B124-A1
Operating voltage	DC 14.5...30 V																					
Operating current	Max. 0.1 mA																					
Communication protocol	Monitored output line																					
Protection category	IP30																					
Operating temperature	-25...+65 °C																					
Storage temperature	-25...+65 °C																					
Relay output (NO)	AC 230 V, max. 5 A / DC 30 V, max. 5 A																					
Relative humidity	≤95 % rel.																					
Color housing/cover	~RAL 9010, Pure white / transparent matt																					
Standard	EN 54-18																					
FDCH221	<p>Housing for input/output modules</p> <p>Housing with seal for the mounting of several devices for wet applications. The required screwed cable glands and back nuts M20 must be ordered separately.</p> <table border="0"> <tr> <td>Dimensions (W x H x D)</td> <td>207 x 119 x 48 mm</td> </tr> <tr> <td>Color</td> <td>~RAL 9010, Pure white / transparent matt</td> </tr> <tr> <td>Protection category</td> <td>IP65</td> </tr> <tr> <td>Accessories</td> <td>A5Q00004478 Screwed cable gland M20 A5Q00004479 Back nut M20</td> </tr> </table>	Dimensions (W x H x D)	207 x 119 x 48 mm	Color	~RAL 9010, Pure white / transparent matt	Protection category	IP65	Accessories	A5Q00004478 Screwed cable gland M20 A5Q00004479 Back nut M20	S54312-F3-A1												
Dimensions (W x H x D)	207 x 119 x 48 mm																					
Color	~RAL 9010, Pure white / transparent matt																					
Protection category	IP65																					
Accessories	A5Q00004478 Screwed cable gland M20 A5Q00004479 Back nut M20																					
A5Q00004478	<p>Screwed cable gland M20 x 1.5</p> <p>The screwed cable gland is for M20 cable feed-through. It enables higher protection category.</p> <table border="0"> <tr> <td>Delivery unit</td> <td>10 pieces</td> </tr> </table>	Delivery unit	10 pieces	A5Q00004478																		
Delivery unit	10 pieces																					

Conventional fire control panels

12-zone panels

Accessories FC124-ZA

Type		Order no.
A5Q00004479	Back nut M20 Back nut to screwed cable gland M20 x 1.5. Delivery unit 10 pieces	A5Q00004479
		
FA2003-A1	Battery (12 V, 7 Ah, VDS) Rechargeable, sealed lead-acid battery for emergency power supply. 2 batteries must be ordered (system voltage 24 V). Dimensions (W x H x D) Max. 153 x 103 x 67 mm	A5Q00019353
		
FA2004-A1	Battery (12 V, 12 Ah, VDS) Rechargeable, sealed lead-acid battery for emergency power supply. 2 batteries must be ordered (system voltage 24 V). Dimensions (W x H x D) Max. 153 x 102 x 100 mm	A5Q00019354
		
FA2005-A1	Battery (12 V, 17 Ah, VDS) Rechargeable, sealed lead-acid battery for emergency power supply. 2 batteries must be ordered (system voltage 24 V). Dimensions (W x H x D) Max. 183 x 170 x 80 mm	A5Q00019677
		

Genesis series (1-zone panels)



Safety for people and assets

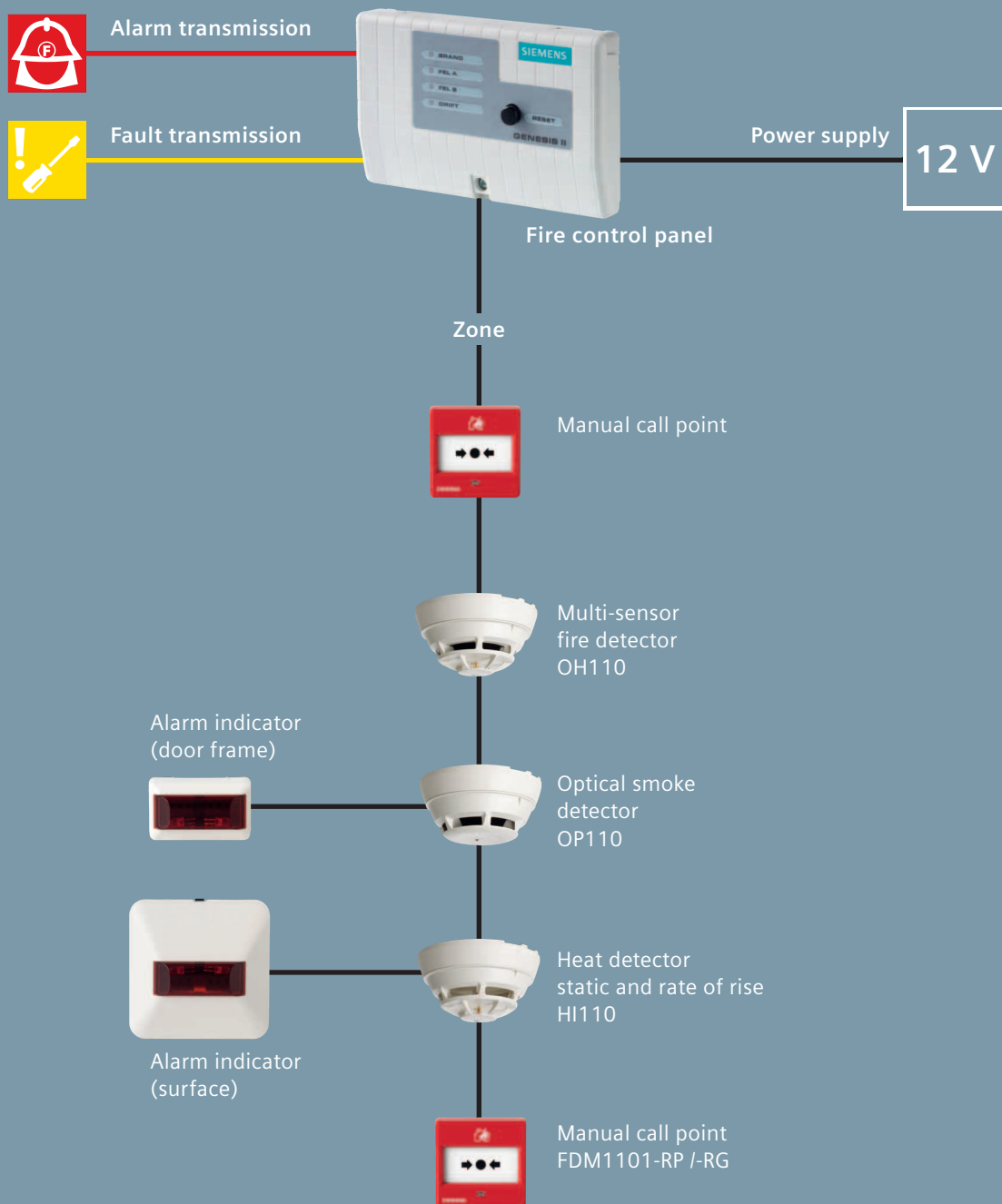
Our Genesis series stands for comprehensive safety. In combination with an intrusion control panel, it is the professional solution for reliable fire detection. As your existing network infrastructure can be used for installation, you will profit from low investment costs.

Connected to an intrusion control panel, Genesis 2 enables the installation of a single-zone system. It also controls and supervises a 2-wire line, equipped with up to 32 conventional detectors. Supplied with DC 12 V from the intrusion control panel, it is able to provide DC 24 V thanks to an internal converter. This is the power needed by detectors and/or call points.

- One conventional line with a maximum of 32 detectors
- Compatible with conventional 110-series detectors
- Universal usage thanks to easy connectivity to all DC 12 V systems
- Reliable alarming via existing network
- Easy installation due to free contacts for fire and fault alarm

Genesis series – conventional fire control panels (1-zone panels)

Our Genesis series stands for comprehensive safety. In combination with an intrusion control panel, it is the professional solution for reliable fire detection. As your existing network infrastructure can be used for installation, you will profit from low investment costs.






Single-zone conventional controllers 12 V

1-zone panels

Genesis series

Type	Order no.														
<p>GEN2..</p>  <p>Fire control panel for connection to DC 12 V supply</p> <p>The Genesis 2 makes it possible to install a single fire detection zone when connected to intrusion control panel, controlling and supervising a 2-wire line, equipped with up to 32 conventional and collective detectors at DC 24 V.</p> <p>The Genesis 2 is supplied with DC 13.8 V from the intrusion control panel and by means of an internal converter, is able to provide the DC 24 V supply required by the detectors and/or call points. This eliminates the need for an external DC 24 V power supply and battery backup, as in the case of mains failure or disconnection, the intrusion control panel backup powers the system.</p> <table border="0"> <tr> <td>Alarm relay output (NO/NC)</td> <td>DC 30 V / 1 A</td> </tr> <tr> <td>Fault relay output (NO/NC)</td> <td>DC 30 V / 1 A</td> </tr> <tr> <td>Power supply</td> <td>DC 11...14 V / <200 mA</td> </tr> <tr> <td>Output line voltage (stand-by)</td> <td>DC 17.5...24 V</td> </tr> <tr> <td>Stand-by current</td> <td>35...45 mA</td> </tr> <tr> <td>Dimensions (W x H x D)</td> <td>134 x 85 x 27 mm</td> </tr> <tr> <td>Data sheet</td> <td>009159</td> </tr> </table>	Alarm relay output (NO/NC)	DC 30 V / 1 A	Fault relay output (NO/NC)	DC 30 V / 1 A	Power supply	DC 11...14 V / <200 mA	Output line voltage (stand-by)	DC 17.5...24 V	Stand-by current	35...45 mA	Dimensions (W x H x D)	134 x 85 x 27 mm	Data sheet	009159	<p>GEN2..</p>
Alarm relay output (NO/NC)	DC 30 V / 1 A														
Fault relay output (NO/NC)	DC 30 V / 1 A														
Power supply	DC 11...14 V / <200 mA														
Output line voltage (stand-by)	DC 17.5...24 V														
Stand-by current	35...45 mA														
Dimensions (W x H x D)	134 x 85 x 27 mm														
Data sheet	009159														
<p>GEN2-ES</p> <p>Fire control panel for connection to DC 12 V supply</p> <p>See GEN2.. for technical overview and note the additional / other specifications:</p> <p>Spanish language printed on the product.</p>	<p>BPZ:9300100001</p>														
<p>GEN2-EN</p> <p>Fire control panel for connection to DC 12 V supply</p> <p>See GEN2.. for technical overview and note the additional / other specifications:</p> <p>English language printed on the product.</p>	<p>BPZ:9300110001</p>														
<p>GEN2-IT</p> <p>Fire control panel for connection to DC 12 V supply</p> <p>See GEN2.. for technical overview and note the additional / other specifications:</p> <p>Italian language printed on the product.</p>	<p>BPZ:9300120001</p>														
<p>GEN2-SE</p> <p>Fire control panel for connection to DC 12 V supply</p> <p>See GEN2.. for technical overview and note the additional / other specifications:</p> <p>Swedish language printed on the product.</p>	<p>BPZ:9300130001</p>														
<p>GEN2-DE</p> <p>Fire control panel for connection to DC 12 V supply</p> <p>See GEN2.. for technical overview and note the additional / other specifications:</p> <p>German language printed on the product.</p>	<p>BPZ:9300150001</p>														



Fire detection – conventional and collective peripherals



Conventional fire detection – efficiency meets effectiveness

The conventional detectors and peripherals from Siemens have been designed to combine excellent performance with the simplest possible installation, start-up, maintenance and daily use. As a result, the installer can work more efficiently. And the user can start managing his affairs after a shorter period.

- Attractive, environmentally friendly design
- Superior resistance to contamination and electromagnetic interference
- Drift compensation
- Short-circuit-proof output for the connection of external alarm indicators
- Wide variation of accessories for countless applications
- 3 color LED for faster fault finding

Conventional / Collective fire detectors – point detectors



Fire detection – conventional and collective peripherals

110-series detectors



Type

Order no.

OH110

Multi-sensor fire detector (collective)

S54372-F11-A1



For the detection of flaming fires caused by the combustion of liquid and solid matters, as well as smoldering fires and for reliable fire detection in environments with deceptive phenomena.

Selectable detection behavior by two parameter sets: parameter set 1 (Sensitive) and parameter set 2 (Robust).

Scope of delivery

Detector and dust cap.

Communication protocol	Collective / Conventional
Operating voltage	DC 16...28 V
Operating temperature	-10...+50 °C
Storage temperature	-30...+70 °C
Relative humidity	≤96 % rel.
Quiescent current	Max. 100 µA
Protection category	IP40 IP42 with detector base seal RS720 IP44 with base attachment wet BA721
Standard	EN 54-7
Color	~RAL 9010, Pure white
Dimensions (Ø x H)	117 x 62 mm (incl. base)
Data sheet	A6V10301051
Accessories	RS720 Detector base seal BA720 Base attachment BA721 Base attachment wet LP720 Detector locking device FDBZ291 Designation plate DBZ1190-AA Micro terminal 0.5 mm ² , 4-pole DBZ1190-AB Connection terminal 2.5 mm ² , 3-pole

Fire detection – conventional and collective peripherals

110-series detectors

Type	Order no.																								
<p>OP110</p> 	<p>S54372-F4-A1</p>																								
<p>Optical smoke detector (collective)</p> <p>For the detection of smoke-generating flaming and smoldering fires. Selectable detection behavior by two parameter sets: parameter set 1 (Standard) and parameter set 2 (Sensitive).</p> <p>Scope of delivery Detector and dust cap.</p> <table border="0"> <tr> <td>Communication protocol</td> <td>Collective / Conventional</td> </tr> <tr> <td>Operating voltage</td> <td>DC 16...28 V</td> </tr> <tr> <td>Operating temperature</td> <td>-10...+55 °C</td> </tr> <tr> <td>Storage temperature</td> <td>-30...+70 °C</td> </tr> <tr> <td>Relative humidity</td> <td>≤96 % rel.</td> </tr> <tr> <td>Quiescent current</td> <td>Max. 100 µA</td> </tr> <tr> <td>Protection category</td> <td>IP40 IP42 with detector base seal RS720 IP44 with base attachment wet BA721</td> </tr> <tr> <td>Standard</td> <td>EN 54-7</td> </tr> <tr> <td>Color</td> <td>~RAL 9010, Pure white</td> </tr> <tr> <td>Dimensions (Ø x H)</td> <td>117 x 56 mm (incl. base)</td> </tr> <tr> <td>Data sheet</td> <td>A6V10301051</td> </tr> <tr> <td>Accessories</td> <td>RS720 Detector base seal BA720 Base attachment BA721 Base attachment wet LP720 Detector locking device FDBZ291 Designation plate DBZ1190-AA Micro terminal 0.5 mm², 4-pole DBZ1190-AB Connection terminal 2.5 mm², 3-pole</td> </tr> </table>	Communication protocol	Collective / Conventional	Operating voltage	DC 16...28 V	Operating temperature	-10...+55 °C	Storage temperature	-30...+70 °C	Relative humidity	≤96 % rel.	Quiescent current	Max. 100 µA	Protection category	IP40 IP42 with detector base seal RS720 IP44 with base attachment wet BA721	Standard	EN 54-7	Color	~RAL 9010, Pure white	Dimensions (Ø x H)	117 x 56 mm (incl. base)	Data sheet	A6V10301051	Accessories	RS720 Detector base seal BA720 Base attachment BA721 Base attachment wet LP720 Detector locking device FDBZ291 Designation plate DBZ1190-AA Micro terminal 0.5 mm ² , 4-pole DBZ1190-AB Connection terminal 2.5 mm ² , 3-pole	
Communication protocol	Collective / Conventional																								
Operating voltage	DC 16...28 V																								
Operating temperature	-10...+55 °C																								
Storage temperature	-30...+70 °C																								
Relative humidity	≤96 % rel.																								
Quiescent current	Max. 100 µA																								
Protection category	IP40 IP42 with detector base seal RS720 IP44 with base attachment wet BA721																								
Standard	EN 54-7																								
Color	~RAL 9010, Pure white																								
Dimensions (Ø x H)	117 x 56 mm (incl. base)																								
Data sheet	A6V10301051																								
Accessories	RS720 Detector base seal BA720 Base attachment BA721 Base attachment wet LP720 Detector locking device FDBZ291 Designation plate DBZ1190-AA Micro terminal 0.5 mm ² , 4-pole DBZ1190-AB Connection terminal 2.5 mm ² , 3-pole																								
<p>HI110</p> 	<p>S54372-F9-A1</p>																								
<p>Heat detector (collective, differential)</p> <p>For areas having high levels of dust, dirt or moisture that may lead to false activating with smoke detectors. Parameter set A1R.</p> <table border="0"> <tr> <td>Communication protocol</td> <td>Collective / Conventional</td> </tr> <tr> <td>Operating voltage</td> <td>DC 16...28 V</td> </tr> <tr> <td>Operating temperature</td> <td>-10...+50 °C</td> </tr> <tr> <td>Storage temperature</td> <td>-30...+70 °C</td> </tr> <tr> <td>Relative humidity</td> <td>≤96 % rel.</td> </tr> <tr> <td>Quiescent current</td> <td>Max. 100 µA</td> </tr> <tr> <td>Protection category</td> <td>IP40 IP42 with detector base seal RS720 IP44 with base attachment wet BA721</td> </tr> <tr> <td>Standard</td> <td>EN 54-7</td> </tr> <tr> <td>Color</td> <td>~RAL 9010, Pure white</td> </tr> <tr> <td>Dimensions (Ø x H)</td> <td>117 x 62 mm (incl. base)</td> </tr> <tr> <td>Data sheet</td> <td>A6V10301051</td> </tr> <tr> <td>Accessories</td> <td>RS720 Detector base seal BA720 Base attachment BA721 Base attachment wet LP720 Detector locking device FDBZ291 Designation plate DBZ1190-AA Micro terminal 0.5 mm², 4-pole DBZ1190-AB Connection terminal 2.5 mm², 3-pole</td> </tr> </table>	Communication protocol	Collective / Conventional	Operating voltage	DC 16...28 V	Operating temperature	-10...+50 °C	Storage temperature	-30...+70 °C	Relative humidity	≤96 % rel.	Quiescent current	Max. 100 µA	Protection category	IP40 IP42 with detector base seal RS720 IP44 with base attachment wet BA721	Standard	EN 54-7	Color	~RAL 9010, Pure white	Dimensions (Ø x H)	117 x 62 mm (incl. base)	Data sheet	A6V10301051	Accessories	RS720 Detector base seal BA720 Base attachment BA721 Base attachment wet LP720 Detector locking device FDBZ291 Designation plate DBZ1190-AA Micro terminal 0.5 mm ² , 4-pole DBZ1190-AB Connection terminal 2.5 mm ² , 3-pole	
Communication protocol	Collective / Conventional																								
Operating voltage	DC 16...28 V																								
Operating temperature	-10...+50 °C																								
Storage temperature	-30...+70 °C																								
Relative humidity	≤96 % rel.																								
Quiescent current	Max. 100 µA																								
Protection category	IP40 IP42 with detector base seal RS720 IP44 with base attachment wet BA721																								
Standard	EN 54-7																								
Color	~RAL 9010, Pure white																								
Dimensions (Ø x H)	117 x 62 mm (incl. base)																								
Data sheet	A6V10301051																								
Accessories	RS720 Detector base seal BA720 Base attachment BA721 Base attachment wet LP720 Detector locking device FDBZ291 Designation plate DBZ1190-AA Micro terminal 0.5 mm ² , 4-pole DBZ1190-AB Connection terminal 2.5 mm ² , 3-pole																								

Fire detection – conventional and collective peripherals 110-series detectors



Type

Order no.

HI112

Heat detector (collective, static)

For areas having high levels of dirt or temperature fluctuation that may lead to false activating with smoke detectors.
Selectable detection behavior by two parameter sets: parameter set 1 (A2S) and parameter set 2 (B).







Communication protocol	Collective / Conventional
Operating voltage	DC 16...28 V
Operating temperature	-10...+50 °C
Storage temperature	-30...+70 °C
Relative humidity	≤96 % rel.
Quiescent current	Max. 100 µA
Protection category	IP40 IP42 with detector base seal RS720 IP44 when used with BA721
Standard	EN 54-7
Color	~RAL 9010, Pure white
Dimensions (Ø x H)	117 x 62 mm (incl. base)
Data sheet	A6V10301051
Accessories	RS720 Detector base seal BA720 Base attachment BA721 Base attachment wet LP720 Detector locking device FDBZ291 Designation plate DBZ1190-AA Micro terminal 0.5 mm ² , 4-pole DBZ1190-AB Connection terminal 2.5 mm ² , 3-pole

S54372-F10-A1

3

Fire detection – conventional and collective peripherals

110-series bases






Type	Detector base (parameter set 1)	Order no.
DB110	 <p>Standard conventional / collective detector base for all 110-series point detectors. Selects parameter set 1 within detectors. For recess supply wiring or for surface supply wiring, cable diameter up to 8 mm.</p> <p>Cable capacity 0.2...1.6 mm² Color ~RAL 9010, Pure white Dimensions (Ø x H) 117 x 23 mm</p>	S54372-F5-A1
DB110D	 <p>Conventional / collective detector base complete with a continuity diode for all 110-series point detectors. Selects parameter set 1 within detectors. For recess supply wiring and for surface supply wiring, cable diameter up to 8 mm.</p> <p>Cable capacity 0.2...1.6 mm² Color ~RAL 9010, Pure white Dimensions (Ø x H) 117 x 23 mm</p>	S54372-F6-A1
DB110R	 <p>Conventional / collective detector base complete with a resistor for parameter setting for all 110-series point detectors. Selects parameter set 2 within detectors. For recess supply wiring and for surface supply wiring, cable diameter up to 8 mm.</p> <p>Cable capacity 0.2...1.6 mm² Color ~RAL 9010, Pure white Dimensions (Ø x H) 117 x 23 mm</p>	S54372-F7-A1
DB110RD	 <p>Conventional / collective detector base complete with a resistor for parameter setting and continuity diode for all 110-series point detectors. Selects parameter set 2 within detectors. For recess supply wiring and for surface supply wiring, cable diameter up to 8 mm.</p> <p>Cable capacity 0.2...1.6 mm² Color ~RAL 9010, Pure white Dimensions (Ø x H) 117 x 23 mm</p>	S54372-F8-A1



Fire detection – conventional and collective peripherals

110-series bases




Base accessories

Type		Order no.
RS720	Detector base seal Seal for higher protection category. Not usable together with the designation plate.  Color Delivery unit Dimensions (Ø x H)	S54319-F8-A1
BA720	Base attachment For the supply of surface-mounted tubes (max. 20 mm) and trunking (max. 25 mm x 15 mm). The detector base is fixed with a spring-loaded catch. Mounting slots 46...90 mm.  Color Dimensions (Ø x H)	S54319-F20-A1
BA721	Base attachment wet Base attachment wet with an integrated additional rubber seal for applications in cold or wet environments, and when the detector heating element is used. Six breakout plugs for screwed cable gland M20.  Protection category Color Dimensions (W x H x D)	S54319-F29-A1
A5Q00004478	Screwed cable gland M20 x 1.5 The screwed cable gland is for M20 cable feed-through. It enables higher protection category.  Delivery unit	A5Q00004478
LP720	Detector locking device Threaded pin M3 x 12 to protect detector against theft. Scope of delivery 2 hexagonal wrenches 100 threaded pins 	S54319-F9-A1

Fire detection – conventional and collective peripherals

110-series bases

Base accessories

Type		Order no.
FDBZ291	Designation plate To identify the location address for detector bases.  Color: Transparent Delivery unit: 10 pieces Dimensions (W x H): 62 x 35 mm	A5Q00002621
DBZ1190-AA	Micro terminal 0.5 mm², 4-pole As cross-connection in bases for external alarm indicators (AI), cable shielding, for the connection of a power supply unit or other components. Can easily be inserted.  Cable capacity: 0.28...0.5 mm ² Delivery unit: 50 pieces Dimensions (W x H x D): 10 x 7 x 10 mm	BPZ:4677080001
DBZ1190-AB	Connection terminal 2.5 mm², 3-pole As cross-connection in bases for external alarm indicators (AI), cable shielding, for the connection of a power supply unit or other components. Can easily be inserted.  Cable capacity: 1...2.5 mm ² Delivery unit: 50 pieces Dimensions (W x H x D): 13.5 x 9.5 x 19.5 mm	BPZ:4942340001



Type

Order no.

FDAI91

Alarm indicator - Door frame

S54370-F9-A1



The alarm indicator is connected in parallel to automatic fire detectors in order to indicate quickly the source of an alarm signal from detectors that are not easily accessible or visible. The alarm indicator lights up as soon as a connected fire detector gives an alarm. Screwless connection terminals. The alarm indicator is suitable for door frames.

Operating voltage	DC 5...8 V
Operating current	Max. 35 mA
Cable capacity	Max. 1.5 mm ²
Operating temperature	-25...+80 °C
Relative humidity	≤95 % rel.
Color	~RAL 9010, Pure white
Protection category	IP40
Dimensions (W x H x D)	62 x 37 x 24 mm
Data sheet	A6V10276520

FDAI92

Alarm indicator - Surface

S54370-F3-A1



The alarm indicator is connected in parallel to automatic fire detectors in order to indicate quickly the source of an alarm signal from detectors that are not easily accessible or visible. The alarm indicator lights up as soon as a connected fire detector gives an alarm. Screwless connection terminals. The alarm indicator is suitable for wall mounting.

Operating voltage	DC 5...8 V
Operating current	Max. 35 mA
Cable capacity	Max. 1.5 mm ²
Operating temperature	-25...+80 °C
Relative humidity	≤95 % rel.
Color	~RAL 9010, Pure white
Protection category	IP40
Dimensions (W x H x D)	85 x 85 x 28 mm
Data sheet	A6V10276520
Accessories	AI330 Adapter frame

FDAI93

Alarm indicator - Flush

S54370-F5-A1




Indicator lamp to connect in parallel to automatic fire detectors. Made of transparent plastic, the alarm indicator is suitable for installation in door frames, switching panels, ceiling voids or special housings. The FDAI93 requires a 22.5 mm mounting hole.

Operating voltage	DC 6...8 V
Operating current	Max. 35 mA
Cable capacity	Max. 1.5 mm ²
Operating temperature	-25...+80 °C
Relative humidity	≤95 % rel.
Color	Transparent
Dimensions (Ø x D)	22 x 51 mm
Data sheet	A6V10276520

Fire detection – conventional and collective peripherals

Alarm indicators

Alarm indicator accessory

Type	Order no.
AI330	BPZ:3169430001
	
Adapter frame for alarm indicator	
By means of the additional frame, the alarm indicator can also be used for surface laid conduits or ducts, to increase the loop space and as an adapter for different makes of the box.	
Dimensions (W x H x D)	85 x 85 x 16 mm



Fire detection – conventional and collective peripherals

Collective manual call points

MCP with direct operation

Type

Order no.

FDM1101-RG

Manual call point with glass plate

S54371-F6-A1



For immediate manual actuation of a fire alarm. For indoor and outdoor applications. Direct alarm actuation by pushing in the glass plate. By replacing the glass plate the push button is reset and the device is ready for operation again. For surface- and recess-mounted feed lines in easily accessible places.

For surface mounting the back box FDMH295-x must be ordered separately.

Communication protocol	Collective / SynoLINE600
Operating voltage	DC 16...28 V
Operating current	60...100 mA
Terminal block	0.28...1.5 mm ²
Operating temperature	-25...+70 °C
Storage temperature	-30...+75 °C
Relative humidity	≤95 % rel. (no condensation)
Protection category	IP44
Color	~RAL 3000, Flame red
Standard	EN 54-11
Dimensions (W x H x D)	87 x 87 x 20 mm
Data sheet	A6V10206486
Accessories	FDMH295-R Back box FDMH295-S Back box with 2 entries FDMC295 Protective cover

FDM1101-RP

Manual call point with resettable plastic element

S54371-F6-A2



For immediate manual actuation of a fire alarm. For indoor and outdoor applications. Direct alarm actuation by pushing on the plastic element. The switch is reset with the key and the device is ready for operation again. For surface- and recess-mounted feed lines in easily accessible places.






For surface mounting the back box FDMH295-x must be ordered separately.

Communication protocol	Collective / SynoLINE600
Operating voltage	DC 16...28 V
Operating current	60...100 mA
Terminal block	0.28...1.5 mm ²
Operating temperature	-25...+70 °C
Storage temperature	-30...+75 °C
Relative humidity	≤95 % rel. (no condensation)
Protection category	IP44
Color	~RAL 3000, Flame red
Standard	EN 54-11
Dimensions (W x H x D)	87 x 87 x 20 mm
Data sheet	A6V10206486
Accessories	FDMH295-R Back box FDMH295-S Back box with 2 entries FDMC295 Protective cover

Fire detection – conventional and collective peripherals

Collective manual call points

MCP with direct operation






Type	Order no.								
FDMH295-R 	A5Q00013437								
Accessories									
Back box									
Housing base for manual call points for surface mounting.									
<table border="0"> <tr> <td data-bbox="392 483 443 506">Color</td> <td data-bbox="719 483 927 506">~RAL 3000, Flame red</td> </tr> <tr> <td data-bbox="392 510 612 533">Dimensions (W x H x D)</td> <td data-bbox="719 510 879 533">87 x 87 x 33 mm</td> </tr> <tr> <td data-bbox="392 537 512 560">Delivery unit</td> <td data-bbox="719 537 807 560">10 pieces</td> </tr> <tr> <td data-bbox="392 564 501 586">Accessories</td> <td data-bbox="719 564 1038 703"> A5Q00004478 Screwed cable gland M20 A5Q00004479 Back nut M20 DBZ1190-AB Connection terminal 2.5 mm², 3-pole </td> </tr> </table>	Color	~RAL 3000, Flame red	Dimensions (W x H x D)	87 x 87 x 33 mm	Delivery unit	10 pieces	Accessories	A5Q00004478 Screwed cable gland M20 A5Q00004479 Back nut M20 DBZ1190-AB Connection terminal 2.5 mm ² , 3-pole	
Color	~RAL 3000, Flame red								
Dimensions (W x H x D)	87 x 87 x 33 mm								
Delivery unit	10 pieces								
Accessories	A5Q00004478 Screwed cable gland M20 A5Q00004479 Back nut M20 DBZ1190-AB Connection terminal 2.5 mm ² , 3-pole								
FDMH295-S 	A5Q00013438								
Back box with 2 entries									
Housing base for manual call points with 2 holes on top fitted with grommet for cable Ø 5 mm for surface mounting.									
<table border="0"> <tr> <td data-bbox="392 887 443 909">Color</td> <td data-bbox="719 887 927 909">~RAL 3000, Flame red</td> </tr> <tr> <td data-bbox="392 913 612 936">Dimensions (W x H x D)</td> <td data-bbox="719 913 879 936">87 x 87 x 33 mm</td> </tr> <tr> <td data-bbox="392 940 512 963">Delivery unit</td> <td data-bbox="719 940 807 963">10 pieces</td> </tr> <tr> <td data-bbox="392 967 501 990">Accessories</td> <td data-bbox="719 967 1038 1034">DBZ1190-AB Connection terminal 2.5 mm², 3-pole</td> </tr> </table>	Color	~RAL 3000, Flame red	Dimensions (W x H x D)	87 x 87 x 33 mm	Delivery unit	10 pieces	Accessories	DBZ1190-AB Connection terminal 2.5 mm ² , 3-pole	
Color	~RAL 3000, Flame red								
Dimensions (W x H x D)	87 x 87 x 33 mm								
Delivery unit	10 pieces								
Accessories	DBZ1190-AB Connection terminal 2.5 mm ² , 3-pole								
FDMC295 	A5Q00013440								
Protective cover									
The protective cover protects the manual call points from unintentional glass break.									
<table border="0"> <tr> <td data-bbox="392 1267 443 1290">Color</td> <td data-bbox="719 1267 831 1290">Transparent</td> </tr> <tr> <td data-bbox="392 1294 512 1317">Delivery unit</td> <td data-bbox="719 1294 807 1317">10 pieces</td> </tr> </table>	Color	Transparent	Delivery unit	10 pieces					
Color	Transparent								
Delivery unit	10 pieces								
A5Q00004478 	A5Q00004478								
Screwed cable gland M20 x 1.5									
The screwed cable gland is for M20 cable feed-through. It enables higher protection category.									
<table border="0"> <tr> <td data-bbox="392 1597 512 1619">Delivery unit</td> <td data-bbox="719 1597 807 1619">10 pieces</td> </tr> </table>	Delivery unit	10 pieces							
Delivery unit	10 pieces								
A5Q00004479 	A5Q00004479								
Back nut M20									
Back nut to screwed cable gland M20 x 1.5.									
<table border="0"> <tr> <td data-bbox="392 1776 512 1798">Delivery unit</td> <td data-bbox="719 1776 807 1798">10 pieces</td> </tr> </table>	Delivery unit	10 pieces							
Delivery unit	10 pieces								



Fire detection – conventional and collective peripherals

Collective manual call points




MCP with indirect operation

Type		Order no.
DMA1192-AA	<p>Housing red, with glass and key</p> <p>Manual call point housing for the switching units DMA110xD.</p> <p>Color ~RAL 3000, Flame red Data sheet A6V10236643</p> 	BPZ:5222870001
DMA1103D	<p>Switching unit collective (double action)</p> <p>The electronic unit is a double action device; just break the glass and press the button to activate an alarm. For connection to collective detection lines. An LED always indicates the status of the manual call point. The electronic unit is plugged into the housing during commissioning.</p> <p>Attach the enclosed sticker 'avoid electrostatic charging' when the switching unit is used in explosion-hazard areas only.</p> <p>Operating voltage DC 16...26 V Operating current 60...100 mA Terminal block Min. 0.28...1.5 mm²</p> 	A5Q00004470
DMZ1197-AC	<p>Protective cover</p> <p>Protects the manual call point from unintentional glass break. Protective cover can be easily fitted directly in the housing cover.</p> <p>Delivery unit 5 pieces</p> 	BPZ:5223550001
DMZ1197-AD	<p>Protection seal</p> <p>Protects the manual call point in wet applications. The seal improves the manual call point housing's protection category.</p> <p>Delivery unit 5 pieces</p> 	BPZ:5470680001
A5Q00004478	<p>Screwed cable gland M20 x 1.5</p> <p>The screwed cable gland is for M20 cable feed-through. It enables higher protection category.</p> <p>Delivery unit 10 pieces</p> 	A5Q00004478




10.8 Volumes of Pyramids and Cones

SUMMARY: Surface Area and Volumes of Solids

Prism	Surface Area	Cylinder	Surface Area
	$S = 2B + Ph$		$S = 2\pi r^2 + 2\pi rh$
	Volume: $V = Bh$		Volume: $V = \pi r^2 h$
Pyramid	Surface Area		
	$S = B + \frac{1}{2}Pl$		
	Volume: $V = \frac{1}{3}Bh$		

NO TRAITING PHONES
This school believes in the benefits of face-to-face communication. The use of mobile phones is restricted to emergency use only. All mobile phones must be switched off during lessons. If you are caught using a mobile phone during a lesson, you will be asked to leave the classroom. If you are caught using a mobile phone during a lesson a second time, you will be asked to leave the school. If you are caught using a mobile phone during a lesson a third time, you will be asked to leave the school for a period of 10 days.

500-500-2
1) 19 3.6, 7.8
2) 19 3.6, 7.8
3) 19 3.6, 7.8
only pyramids
SA of a cylinder: $SA = 2\pi r^2 + 2\pi rh$
← Hemisphere?





Fire detection – conventional and collective peripherals

Conventional alarm equipment

Sounders

Type

Order no.

ROLP/R/S

Roshni Sounder red

GBI:1082507



Roshni Sounder for general signaling and fire alarm use, for internal and external applications.

- Red ABS plastic housing
- 32 different tones (user selectable)
- Automatic synchronization
- Second input for secondary tone in two-stage alarm systems
- Adjustable sound intensity

Protection category	IP54 (IP65 with DAB)
Operating voltage	DC 18...28 V
Operating temperature	-25...+70 °C
Operating current	15 mA
Volume at 24 V and 1 m	102 db
Standard	EN 54-3
Color	Red
Dimensions (Ø x H)	93 x 63 mm; 93 x 93 mm with adapter base
Data sheet	A6V10423405

ROLP-W

Roshni Sounder white

S54370-N44-A1



Roshni Sounder for general signaling and fire alarm use, for internal and external applications.

- White ABS plastic housing
- 32 different tones (user selectable)
- Automatic synchronization
- Second input for secondary tone in two-stage alarm systems
- Adjustable sound intensity

Protection category	IP54 (IP65 with DAB)
Operating voltage	DC 18...28 V
Operating temperature	-25...+70 °C
Operating current	15 mA
Volume at 24 V and 1 m	102 db
Standard	EN 54-3
Color	White
Dimensions (Ø x H)	93 x 63 mm; 93 x 93 mm with adapter base
Data sheet	A6V10423405

DAB-R

Deep adapter base - red

S54370-N27-A1





Deep base for surface wiring. Red ABS plastic housing.

Color	Red
Dimensions (Ø x H)	93 x 50 mm

Fire detection – conventional and collective peripherals

Conventional alarm equipment

Sounders

Type		Order no.
DAB-W	Deep adapter base - white Deep base for surface wiring. White ABS plastic housing.  Color White Dimensions (Ø x H) 93 x 50 mm	S54370-N27-A2
AGT24.1	Alarm device Ultra slim profile sounder for ceiling mounting for small to medium-sized rooms with a low background noise level. Detectors can be fitted to the unit providing a neat, unobtrusive installation. Choice of 4 different tones with two sound intensities, remote-controlled change of tone for two-stage alarm.  Operating voltage DC 9...30 V Alarm current 3...15 mA Operating temperature -25...+85 °C Number of sounds 4 Frequency range 510...970 Hz Volume at 24 V and 1 m 86...97 dB Cable capacity 0.28...1.5 mm ² Protection category IP42 Standard EN 54-3 Dimensions (Ø x D) 110 x 35 mm Color ~RAL 9003, Signal white Data sheet 001790	BPZ:5371040001



Fire detection – conventional and collective peripherals

Conventional alarm equipment

Visual alarming devices

Type

Order no.

SOL-LX-C-WW

Beacon with white housing and white flash light for ceiling mounting

S54370-N29-A1



Beacon for use where low current consumption is a key consideration. Ideal for bedrooms, bathrooms and toilets.

- White ABS plastic housing for surface mounting
- For ceiling mounting
- White flash color
- Ultra low current consumption
- Up to 7.5 m diameter coverage (C-3-7.5)
- Selectable flash rate from 0.5 Hz to 1 Hz to reduce the current consumption
- Selectable range reduction to 3 m reduces the power consumption up to 50 %

Protection category	IP33C (IP65 with DAB)
Operating voltage	DC 9...60 V
Operating temperature	-25...+70 °C
Operating current	10...25 mA
Standard	EN 54-23
Color	White / white
Dimensions (Ø x H)	93 x 37 mm; 93 x 65 mm with adapter base
Data sheet	A6V10423405

SOL-LX-C-WR

Beacon with white housing and red flash color for ceiling mounting

S54370-N29-A2



Beacon for use where low current consumption is a key consideration. Ideal for bedrooms, bathrooms and toilets.



- White ABS plastic housing for surface mounting
- For ceiling mounting
- Red flash color
- Ultra low current consumption
- Up to 7.5 m diameter coverage (C-3-7.5)
- Selectable flash rate from 0.5 Hz to 1 Hz to reduce the current consumption
- Selectable range reduction to 3 m reduces the power consumption up to 50 %

Protection category	IP33C (IP65 with DAB)
Operating voltage	DC 9...60 V
Operating temperature	-25...+70 °C
Operating current	10...25 mA
Standard	EN 54-23
Color	White / red
Dimensions (Ø x H)	93 x 37 mm; 93 x 65 mm with adapter base
Data sheet	A6V10423405

Fire detection – conventional and collective peripherals

Conventional alarm equipment

Visual alarming devices




Type		Order no.																
SOL-LX-W-WW	Beacon with white housing and white flash color for wall mounting	S54370-N30-A2																
	<p>Beacon for use where low current consumption is a key consideration. Ideal for bedrooms, bathrooms and toilets.</p> <ul style="list-style-type: none">- White ABS plastic housing for surface mounting- For wall mounting- White or white flash color- Ultra low current consumption- Up to 7.5 m room coverage (W-2.4-7.5)- Selectable flash rate from 0.5 Hz to 1 Hz to reduce the current consumption- Selectable range reduction to 2.5 m reduces the power consumption up to 50 %																	
	<table><tr><td>Protection category</td><td>IP33C (IP65 with DAB)</td></tr><tr><td>Operating voltage</td><td>DC 9...60 V</td></tr><tr><td>Operating temperature</td><td>-25...+70 °C</td></tr><tr><td>Operating current</td><td>10...25 mA</td></tr><tr><td>Standard</td><td>EN 54-23</td></tr><tr><td>Color</td><td>White / white</td></tr><tr><td>Dimensions (Ø x H)</td><td>93 x 38 mm; 93 x 66 mm with adapter base</td></tr><tr><td>Data sheet</td><td>A6V10423405</td></tr></table>	Protection category	IP33C (IP65 with DAB)	Operating voltage	DC 9...60 V	Operating temperature	-25...+70 °C	Operating current	10...25 mA	Standard	EN 54-23	Color	White / white	Dimensions (Ø x H)	93 x 38 mm; 93 x 66 mm with adapter base	Data sheet	A6V10423405	
Protection category	IP33C (IP65 with DAB)																	
Operating voltage	DC 9...60 V																	
Operating temperature	-25...+70 °C																	
Operating current	10...25 mA																	
Standard	EN 54-23																	
Color	White / white																	
Dimensions (Ø x H)	93 x 38 mm; 93 x 66 mm with adapter base																	
Data sheet	A6V10423405																	
SOL-LX-W-RR	Beacon with red housing and red flash color for wall mounting	S54370-N30-A3																
	<p>Beacon for use where low current consumption is a key consideration. Ideal for bedrooms, bathrooms and toilets.</p> <ul style="list-style-type: none">- Red ABS plastic housing for surface mounting- For wall mounting- Red flash color- Ultra low current consumption- Up to 7.5 m room coverage (W-2.4-7.5)- Selectable flash rate from 0.5 Hz to 1 Hz to reduce the current consumption- Selectable range reduction to 2.5 m reduces the power consumption up to 50 %																	
	<table><tr><td>Protection category</td><td>IP33C (IP65 with DAB)</td></tr><tr><td>Operating voltage</td><td>DC 9...60 V</td></tr><tr><td>Operating temperature</td><td>-25...+70 °C</td></tr><tr><td>Operating current</td><td>10...25 mA</td></tr><tr><td>Standard</td><td>EN 54-23</td></tr><tr><td>Color</td><td>Red / white</td></tr><tr><td>Dimensions (Ø x H)</td><td>93 x 38 mm; 93 x 66 mm with adapter base</td></tr><tr><td>Data sheet</td><td>A6V10423405</td></tr></table>	Protection category	IP33C (IP65 with DAB)	Operating voltage	DC 9...60 V	Operating temperature	-25...+70 °C	Operating current	10...25 mA	Standard	EN 54-23	Color	Red / white	Dimensions (Ø x H)	93 x 38 mm; 93 x 66 mm with adapter base	Data sheet	A6V10423405	
Protection category	IP33C (IP65 with DAB)																	
Operating voltage	DC 9...60 V																	
Operating temperature	-25...+70 °C																	
Operating current	10...25 mA																	
Standard	EN 54-23																	
Color	Red / white																	
Dimensions (Ø x H)	93 x 38 mm; 93 x 66 mm with adapter base																	
Data sheet	A6V10423405																	




Fire detection – conventional and collective peripherals

Conventional alarm equipment

Visual alarming devices

Type	Order no.																
<p>SOL-LX-W-WR</p>  <p>Beacon with white housing and red flash color for wall mounting</p> <p>Beacon for use where low current consumption is a key consideration. Ideal for bedrooms, bathrooms and toilets.</p> <ul style="list-style-type: none"> - White ABS plastic housing for surface mounting - For wall mounting - Red or white flash color - Ultra low current consumption - Up to 7.5 m room coverage (W-2.4-7.5) - Selectable flash rate from 0.5 Hz to 1 Hz to reduce the current consumption - Selectable range reduction to 2.5 m reduces the power consumption up to 50 % <table border="0"> <tr> <td>Protection category</td> <td>IP33C (IP65 with DAB)</td> </tr> <tr> <td>Operating voltage</td> <td>DC 9...60 V</td> </tr> <tr> <td>Operating temperature</td> <td>-25...+70 °C</td> </tr> <tr> <td>Operating current</td> <td>10...25 mA</td> </tr> <tr> <td>Standard</td> <td>EN 54-23</td> </tr> <tr> <td>Color</td> <td>White / red</td> </tr> <tr> <td>Dimensions (Ø x H)</td> <td>93 x 38 mm; 93 x 66 mm with adapter base</td> </tr> <tr> <td>Data sheet</td> <td>A6V10423405</td> </tr> </table>	Protection category	IP33C (IP65 with DAB)	Operating voltage	DC 9...60 V	Operating temperature	-25...+70 °C	Operating current	10...25 mA	Standard	EN 54-23	Color	White / red	Dimensions (Ø x H)	93 x 38 mm; 93 x 66 mm with adapter base	Data sheet	A6V10423405	S54370-N30-A4
Protection category	IP33C (IP65 with DAB)																
Operating voltage	DC 9...60 V																
Operating temperature	-25...+70 °C																
Operating current	10...25 mA																
Standard	EN 54-23																
Color	White / red																
Dimensions (Ø x H)	93 x 38 mm; 93 x 66 mm with adapter base																
Data sheet	A6V10423405																
<p>SOL-LX-W-RW</p>  <p>Beacon with red housing and white flash color for wall mounting</p> <p>Beacon for use where low current consumption is a key consideration. Ideal for bedrooms, bathrooms and toilets.</p> <ul style="list-style-type: none"> - Red ABS plastic housing for surface mounting - For wall mounting - White or white flash color - Ultra low current consumption - Up to 7.5 m room coverage (W-2.4-7.5) - Selectable flash rate from 0.5 Hz to 1 Hz to reduce the current consumption - Selectable range reduction to 2.5 m reduces the power consumption up to 50 % <table border="0"> <tr> <td>Protection category</td> <td>IP33C (IP65 with DAB)</td> </tr> <tr> <td>Operating voltage</td> <td>DC 9...60 V</td> </tr> <tr> <td>Operating temperature</td> <td>-25...+70 °C</td> </tr> <tr> <td>Operating current</td> <td>10...25 mA</td> </tr> <tr> <td>Standard</td> <td>EN 54-23</td> </tr> <tr> <td>Color</td> <td>Red / white</td> </tr> <tr> <td>Dimensions (Ø x H)</td> <td>93 x 38 mm; 93 x 66 mm with adapter base</td> </tr> <tr> <td>Data sheet</td> <td>A6V10423405</td> </tr> </table>	Protection category	IP33C (IP65 with DAB)	Operating voltage	DC 9...60 V	Operating temperature	-25...+70 °C	Operating current	10...25 mA	Standard	EN 54-23	Color	Red / white	Dimensions (Ø x H)	93 x 38 mm; 93 x 66 mm with adapter base	Data sheet	A6V10423405	S54370-N30-A1
Protection category	IP33C (IP65 with DAB)																
Operating voltage	DC 9...60 V																
Operating temperature	-25...+70 °C																
Operating current	10...25 mA																
Standard	EN 54-23																
Color	Red / white																
Dimensions (Ø x H)	93 x 38 mm; 93 x 66 mm with adapter base																
Data sheet	A6V10423405																
<p>DAB-R</p>  <p>Deep adapter base - red</p> <p>Deep base for surface wiring. Red ABS plastic housing.</p> <table border="0"> <tr> <td>Color</td> <td>Red</td> </tr> <tr> <td>Dimensions (Ø x H)</td> <td>93 x 50 mm</td> </tr> </table>	Color	Red	Dimensions (Ø x H)	93 x 50 mm	S54370-N27-A1												
Color	Red																
Dimensions (Ø x H)	93 x 50 mm																

Fire detection – conventional and collective peripherals
Conventional alarm equipment
Visual alarming devices

Type	Order no.				
<p data-bbox="103 331 183 358">DAB-W</p>  <p data-bbox="391 331 662 358">Deep adapter base - white</p> <p data-bbox="391 369 925 398">Deep base for surface wiring. White ABS plastic housing.</p> <table data-bbox="391 436 837 504"><tr><td data-bbox="391 436 710 465">Color</td><td data-bbox="710 436 837 465">White</td></tr><tr><td data-bbox="391 465 710 495">Dimensions (Ø x H)</td><td data-bbox="710 465 837 495">93 x 50 mm</td></tr></table>	Color	White	Dimensions (Ø x H)	93 x 50 mm	<p data-bbox="1066 331 1236 358">S54370-N27-A2</p>
Color	White				
Dimensions (Ø x H)	93 x 50 mm				



Fire detection – conventional and collective peripherals

Conventional alarm equipment

Optical signaling equipment

Type

Order no.

ALB24.1OR

Flashing signal lamp - orange



Powerful light intensity generated by electronic flash tube, ribbed dome with strong diffusion. Ideal for noisy environments. To identify buildings, entrances and exits: help can be brought quickly in an emergency. For inside and outside applications.
The adapter base for IP65 must be ordered separately.

Operating voltage	DC 20...30 V
Alarm current	155 mA (3.7 W)
Operating temperature	-20...+55 °C
Frequency range	Ca. 1 Hz (60/min.)
Flash energy	2 Joule
Cable capacity	1.5 mm ²
Protection category	IP54
Dimensions (Ø x D)	93 x 75 mm
Data sheet	001570
Accessories	DAB-W deep adapter base for IP65

BPZ:5154140001

DAB-W

Deep adapter base - white



Deep base for surface wiring. White ABS plastic housing.

Color	White
Dimensions (Ø x H)	93 x 50 mm

S54370-N27-A2

3

Fire detection – conventional and collective peripherals

Conventional alarm equipment

Combined sounder and visual alarming devices

Type		Order no.																		
RoLP-LX-RW	Sounder beacon with red housing and white flash color  <p>Sounder beacon for use where low current consumption is a key consideration. Ideal for bedrooms, bathrooms and toilets.</p> <ul style="list-style-type: none">- Red ABS plastic housing for surface mounting- For wall mounting- White flash color- Ultra low current consumption- Up to 7.5 m (switchable to 2.5 m) room coverage volume (W-2.4-7.5)- Switch flash rate to 0.5 Hz to reduce the current consumption- Reduces power consumption by up to 50 % <table><tr><td>Protection category</td><td>IP65</td></tr><tr><td>Operating voltage</td><td>DC 18...28 V</td></tr><tr><td>Operating temperature</td><td>-25...+70 °C</td></tr><tr><td>Operating current</td><td>22...37 mA</td></tr><tr><td>Volume at 24 V and 1 m</td><td>102 db</td></tr><tr><td>Standard</td><td>EN 54-3, EN 54-23</td></tr><tr><td>Color</td><td>Red / white</td></tr><tr><td>Dimensions (W x H x D)</td><td>95 x 135 x 95 mm</td></tr><tr><td>Data sheet</td><td>A6V10423405</td></tr></table>	Protection category	IP65	Operating voltage	DC 18...28 V	Operating temperature	-25...+70 °C	Operating current	22...37 mA	Volume at 24 V and 1 m	102 db	Standard	EN 54-3, EN 54-23	Color	Red / white	Dimensions (W x H x D)	95 x 135 x 95 mm	Data sheet	A6V10423405	S54370-N28-A1
Protection category	IP65																			
Operating voltage	DC 18...28 V																			
Operating temperature	-25...+70 °C																			
Operating current	22...37 mA																			
Volume at 24 V and 1 m	102 db																			
Standard	EN 54-3, EN 54-23																			
Color	Red / white																			
Dimensions (W x H x D)	95 x 135 x 95 mm																			
Data sheet	A6V10423405																			
RoLP-LX-WW	Sounder beacon with white housing and white flash color  <p>Sounder beacon for use where low current consumption is a key consideration. Ideal for bedrooms, bathrooms and toilets.</p> <ul style="list-style-type: none">- White ABS plastic housing for surface mounting- For wall mounting- White flash color- Ultra low current consumption- Up to 7.5 m (switchable to 2.5 m) room coverage volume (W-2.4-7.5)- Switch flash rate to 0.5 Hz to reduce the current consumption- Reduces power consumption by up to 50 % <table><tr><td>Protection category</td><td>IP65</td></tr><tr><td>Operating voltage</td><td>DC 18...28 V</td></tr><tr><td>Operating temperature</td><td>-25...+70 °C</td></tr><tr><td>Operating current</td><td>22...37 mA</td></tr><tr><td>Volume at 24 V and 1 m</td><td>102 db</td></tr><tr><td>Standard</td><td>EN 54-3, EN 54-23</td></tr><tr><td>Color</td><td>White / white</td></tr><tr><td>Dimensions (W x H x D)</td><td>95 x 135 x 95 mm</td></tr><tr><td>Data sheet</td><td>A6V10423405</td></tr></table>	Protection category	IP65	Operating voltage	DC 18...28 V	Operating temperature	-25...+70 °C	Operating current	22...37 mA	Volume at 24 V and 1 m	102 db	Standard	EN 54-3, EN 54-23	Color	White / white	Dimensions (W x H x D)	95 x 135 x 95 mm	Data sheet	A6V10423405	S54370-N28-A2
Protection category	IP65																			
Operating voltage	DC 18...28 V																			
Operating temperature	-25...+70 °C																			
Operating current	22...37 mA																			
Volume at 24 V and 1 m	102 db																			
Standard	EN 54-3, EN 54-23																			
Color	White / white																			
Dimensions (W x H x D)	95 x 135 x 95 mm																			
Data sheet	A6V10423405																			



Fire detection – conventional and collective peripherals

Conventional alarm equipment

Combined sounder and visual alarming devices

Type

Order no.

RoLP-LX-RR

Sounder beacon with red housing and red flash color

S54370-N28-A4



Sounder beacon for use where low current consumption is a key consideration. Ideal for bedrooms, bathrooms and toilets.

- Red ABS plastic housing for surface mounting
- For wall mounting
- Red flash color
- Ultra low current consumption
- Up to 7.5 m (switchable to 2.5 m) room coverage volume (W-2.4-7.5)
- Switch flash rate to 0.5 Hz to reduce the current consumption
- Reduces power consumption by up to 50 %

Protection category	IP65
Operating voltage	DC 18...28 V
Operating temperature	-25...+70 °C
Operating current	22...37 mA
Volume at 24 V and 1 m	102 db
Standard	EN 54-3, EN 54-23
Color	Red / red
Dimensions (W x H x D)	95 x 135 x 95 mm
Data sheet	A6V10423405

RoLP-LX-WR

Sounder beacon with white housing and red flash color

S54370-N28-A3



Sounder beacon for use where low current consumption is a key consideration. Ideal for bedrooms, bathrooms and toilets.

- White ABS plastic housing for surface mounting
- For wall mounting
- Red flash color
- Ultra low current consumption
- Up to 7.5 m (switchable to 2.5 m) room coverage volume (W-2.4-7.5)
- Switch flash rate to 0.5 Hz to reduce the current consumption
- Reduces power consumption by up to 50 %

Protection category	IP65
Operating voltage	DC 18...28 V
Operating temperature	-25...+70 °C
Operating current	22...37 mA
Volume at 24 V and 1 m	102 db
Standard	EN 54-3, EN 54-23
Color	White / red
Dimensions (W x H x D)	95 x 135 x 95 mm
Data sheet	A6V10423405



Power supply

Standalone power supply 70 W



Type

Order no.

FP120-Z1

Power supply kit A (70 W)

The standalone power supply (70 W) FP120 converts the mains voltage to system voltage and charges the batteries. It monitors mains voltage and batteries and provides one fault signal and relay output each. To support external powered devices with system voltage it provides two separated and isolated outputs 24 V.


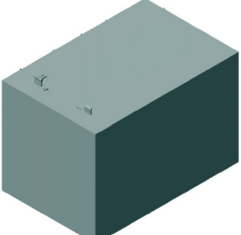



Mains voltage	AC 98...127 V / AC 196...253 V
Power supply	70 W
Operating current	Max. 2.5 A
Battery capacity	2x 12 V, 7 Ah or 12 Ah or 17 Ah
System voltage output	2x 24 V / 1 A or 1x 24 V / 2 A
Relative humidity	≤95 % rel. (no condensation)
Storage temperature	-20...+60 °C
Protection category	IP30
Color housing/cover	~RAL 9010, Pure white
Dimensions (W x H x D)	430 x 399 x 124 mm
Data sheet	A6V10416448

S54400-S122-A1

4

Power supply Batteries



Type	Order no.
<p>FA2003-A1</p>  <p>Battery (12 V, 7 Ah, VDS)</p> <p>Rechargeable, sealed lead-acid battery for emergency power supply. 2 batteries must be ordered (system voltage 24 V).</p> <p>Dimensions (W x H x D) Max. 153 x 103 x 67 mm</p>	A5Q00019353
<p>FA2004-A1</p>  <p>Battery (12 V, 12 Ah, VDS)</p> <p>Rechargeable, sealed lead-acid battery for emergency power supply. 2 batteries must be ordered (system voltage 24 V).</p> <p>Dimensions (W x H x D) Max. 153 x 102 x 100 mm</p>	A5Q00019354
<p>FA2005-A1</p>  <p>Battery (12 V, 17 Ah, VDS)</p> <p>Rechargeable, sealed lead-acid battery for emergency power supply. 2 batteries must be ordered (system voltage 24 V).</p> <p>Dimensions (W x H x D) Max. 183 x 170 x 80 mm</p>	A5Q00019677






Special equipment

Test equipment

Detector tester

Type	Order no.
DX791	S54319-F6-A1
	<p>Detector exchanger</p> <p>Insertion and removal of all Cerberus PRO and Cerberus FIT (110-series) point detectors (OOH740 and OOHC740 require additional FDUD491 adapter). Equipped with a vacuum cup for insertion and removal of dust cap. Compatible with the telescope rods FDUM291/292.</p> <p>Data sheet A6V10203222 Accessories FDUD491 Adapter for detector exchanger FDUM291 Telescope rod FDUM292 Telescope rod</p>
RE8ST	S54370-S23-A1
	<p>Testfire 1001-101 ST test kit</p> <p>The test kit RE8ST (Testfire) can generate smoke and heat. A replaceable cartridge is used to generate smoke. The RE8ST is battery-powered and can be used to test smoke or heat detectors. Forbidden in electrical switching stations or areas where there is a danger of explosion! The adapter RE7T-A and the extension rod FDUM291/292 must be ordered separately.</p> <p>Operating temperature 5...+45 °C Storage temperature -10...+50 °C Relative humidity ≤95 % rel. Data sheet A6V10397718 Accessories FDUM291 Telescope rod FDUM292 Telescope rod RE7T-A Solo719 Adapter for FDUM29x RE8-S Smoke capsules</p>
RE8-S	S54370-N25-A1
	<p>TS3 smoke capsules</p> <p>RE8-S is a smoke capsule developed as environment-friendly test gas for the testing of smoke detectors. It fulfills severe environmental regulations. RE8-S can be used in the temperature range of -20...+40 °C in dry or in humid environments. Use only together with the test kit RE8ST.</p> <p>Delivery unit 6 Data sheet A6V10397718</p>

Special equipment
 Test equipment
 Detector tester

Type	Order no.	
<p>RE7T-A</p>  <p>Accessories</p> <p>Solo719 Adapter for FDUM29x</p> <p>Adapter from the detector testers RE7T, RE8ST and RE8STCO to the telescope rods FDUM29x.</p> <p>Data sheet A6V10252901</p>	<p>S54370-N4-A1</p>	
<p>RE7T-B</p>  <p>Solo760 Battery for RE7T, RE8ST, RE8STCO, SCORP 8000</p> <p>Use as spare part for the test devices RE7T, RE8ST, RE8STCO, SCORP 8000.</p> <p>Data sheet A6V10252901</p>		<p>S54370-N5-A1</p>
<p>RE7T-C</p>  <p>Solo726 Charger for RE7T, RE8ST, RE8STCO, SCORP 8000</p> <p>Use as spare part for charging of battery baton to the test devices RE7T, RE8ST, RE8STCO, SCORP 8000.</p> <p>Data sheet A6V10252901</p>		

Special equipment
 Test equipment
 Detector tester



Type

Order no.

FDUM291

Telescope rod

A5Q00004996



The three-part telescope with tri-oval tubes serves as an extension for the detector exchanger, detector testers and other applications up to 5 m.

Length 1.6 m extendable to 4.2 m
 Color Yellow, black

FDUM292

Telescope rod

A5Q00004997



The stable, four-part telescope with round tubes serves as an extension for the detector exchanger, detector testers and other applications up to 8 m.

Length 2.1 m extendable to 7.3 m
 Color Yellow, black

5











Spare parts Conventional fire control panel FC120

Type		Order no.
FP2015-A1	Power supply (70 W) Auxiliary power supply to all stations (control panels and terminals). Converts mains voltage to system voltage. Monitors mains voltage and batteries. Mains voltage AC 97...127 V / AC 196...253 V Power supply 70 W Operating current Max. 2.5 A Battery capacity 2 x 12 V, 7 Ah / 12 Ah / 17 Ah Dimensions (W x H x D) 95 x 170 x 54 mm	S54400-B121-A1
FCA1215-Z1	FCA1215-Z1 Universal accessory kit The universal accessory kit includes: 12 units EOL for the standard zone 12 units EOL for the GB continuity zone 2 units EOL for monitored outputs	S54400-S165-A1



Spare parts

Collective manual call points

Type		Order no.
FDMG295	<p>Glass plate neutral</p> <p>Glass plate for manual call points FDM225-RG, FDM226-RG, FDM1101-RG and FDM1101A-RG. Use as spare part.</p>  <p>Delivery unit 5 pieces</p>	A5Q00013442
FDMP295	<p>Plastic element neutral</p> <p>Plastic element for manual call points FDM225-RP, FM226-RP, FDM1101-RP and FDM1101A-RP. Use as spare part.</p>  <p>Delivery unit 5 pieces</p>	A5Q00013445
DMZ1196-AC	<p>Spare glass neutral</p> <p>Easy to replace spare glass for the manual call point housings DMA1192-x, FDMH29x-x, FDMH273-x, FDM223-Ex. The spare glass is neutral and has no marks.</p>  <p>Delivery unit 10 pieces</p>	BPZ:4942050001
FDMK295	<p>Spare key</p> <p>Key for manual call points FDM225, FDM226, FDM1101 and FDM1101A. Use as spare part.</p>  <p>Delivery unit 10 pieces</p>	A5Q00013448
DMZ1195	<p>Spare key</p> <p>The spare key is used for all manual call point housings DMA1192-xx, FDMH293-x, FDMH273-x, FDMH297-x.</p>  <p>Delivery unit 10 pieces</p>	BPZ:4851910001
DBZ1190-AB	<p>Connection terminal 2.5 mm², 3-pole</p> <p>As cross-connection in bases for external alarm indicators (AI), cable shielding, for the connection of a power supply unit or other components. Can easily be inserted.</p>  <p>Cable capacity 1...2.5 mm² Dimensions (W x H x D) 95 x 170 x 54 mm Delivery unit 50 pieces</p>	BPZ:4942340001

Notes

A series of horizontal dotted lines for writing notes.

Notes

A series of horizontal dotted lines for writing notes.

Type index

Type	Description	Order no.	Page
A5Q00004478	Screwed cable gland M20 x 1.5	A5Q00004478	1-5, 1-9, 1-13, 1- 17, 3-7, 3- 12-13
A5Q00004479	Back nut M20	A5Q00004479	1-6, 1- 10, 1- 14, 1- 18, 3-12
AGT24.1	Alarm device	BPZ:5371040001	3-16
AI330	Adapter frame for alarm indicator	BPZ:3169430001	3-10
ALB24.10R	Flashing signal lamp - orange	BPZ:5154140001	3-21
AX1213	Battery (12 V, 4.5 Ah)	BPZ:4392990001	1-6, 1- 10
BA720	Base attachment	S54319-F20-A1	3-7
BA721	Base attachment wet	S54319-F29-A1	3-7
DAB-R	Deep adapter base - red	S54370-N27-A1	3-15, 3- 19
DAB-W	Deep adapter base - white	S54370-N27-A2	3-16, 3- 20-21
DB110	Detector base (parameter set 1)	S54372-F5-A1	3-6
DB110D	Detector base (parameter set 1)	S54372-F6-A1	3-6
DB110R	Detector base (parameter set 2)	S54372-F7-A1	3-6
DB110RD	Detector base (parameter set 2)	S54372-F8-A1	3-6
DBZ1190-AA	Micro terminal 0.5 mm ² , 4-pole	BPZ:4677080001	3-8
DBZ1190-AB	Connection terminal 2.5 mm ² , 3-pole	BPZ:4942340001	3-8, 6-2
DMA1103D	Switching unit collective (double action)	A5Q00004470	3-13
DMA1192-AA	Housing red, with glass and key	BPZ:5222870001	3-13
DMZ1195	Spare key	BPZ:4851910001	6-2
DMZ1196-AC	Spare glass neutral	BPZ:4942050001	6-2
DMZ1197-AC	Protective cover	BPZ:5223550001	3-13
DMZ1197-AD	Protection seal	BPZ:5470680001	3-13
DX791	Detector exchanger	S54319-F6-A1	5-1
FA2003-A1	Battery (12 V, 7 Ah, VDS)	A5Q00019353	1-6, 1- 10, 1- 14, 1- 18, 4-2
FA2004-A1	Battery (12 V, 12 Ah, VDS)	A5Q00019354	1-14, 1- 18, 4-2
FA2005-A1	Battery (12 V, 17 Ah, VDS)	A5Q00019677	1-14, 1- 18, 4-2
FC121-ZA	Fire control panel, 2 zones	S54400-C131-A1	1-3
FC122-ZA	Fire control panel, 4 zones	S54400-C130-A1	1-7
FC123-ZA	Fire control panel, 8 zones	S54400-C129-A1	1-11
FC124-ZA	Fire control panel, 12 zones	S54400-C128-A1	1-15
FCA1203-Z1	Output card 2M 2R	S54400-B142-A1	1-4, 1-8
FCA1206-Z1	Key switch set (Nordic SE)	S54400-S125-A1	1-5, 1-9, 1-13, 1- 17
FCA1209-Z1	Output module (230 V)	S54400-B124-A1	1-5, 1-9, 1-13, 1- 17
FCA1215-Z1	FCA1215-Z1 Universal accessory kit	S54400-S165-A1	6-1
FDAI91	Alarm indicator - Door frame	S54370-F9-A1	3-9
FDAI92	Alarm indicator - Surface	S54370-F3-A1	3-9
FDAI93	Alarm indicator - Flush	S54370-F5-A1	3-9

Type index

Type	Description	Order no.	Page
FDBZ291	Designation plate	A5Q00002621	3-8
FDCH221	Housing for input/output modules	S54312-F3-A1	1-5, 1-9, 1-13, 1-17
FDM1101-RG	Manual call point with glass plate	S54371-F6-A1	3-11
FDM1101-RP	Manual call point with resettable plastic element	S54371-F6-A2	3-11
FDMC295	Protective cover	A5Q00013440	3-12
FDMG295	Glass plate neutral	A5Q00013442	6-2
FDMH295-R	Back box	A5Q00013437	3-12
FDMH295-S	Back box with 2 entries	A5Q00013438	3-12
FDMK295	Spare key	A5Q00013448	6-2
FDMP295	Plastic element neutral	A5Q00013445	6-2
FDUM291	Telescope rod	A5Q00004996	5-3
FDUM292	Telescope rod	A5Q00004997	5-3
FP120-Z1	Power supply kit A (70 W)	S54400-S122-A1	4-1
FP2015-A1	Power supply (70 W)	S54400-B121-A1	6-1-2
FTO1201-H1	EVAC module (NL 2&4 zones)	S54400-B120-A1	1-4, 1-8
FTO1202-Z1	Zone ind. field 12x2 LED	S54400-B119-A1	1-12, 1-16
FTO1203-H1	EVAC module (NL 8&12 zones)	S54400-B118-A1	1-12, 1-16
GEN2-DE	Fire control panel for connection to DC 12 V supply	BPZ:9300150001	2-3
GEN2-EN	Fire control panel for connection to DC 12 V supply	BPZ:9300110001	2-3
GEN2-ES	Fire control panel for connection to DC 12 V supply	BPZ:9300100001	2-3
GEN2-IT	Fire control panel for connection to DC 12 V supply	BPZ:9300120001	2-3
GEN2-SE	Fire control panel for connection to DC 12 V supply	BPZ:9300130001	2-3
GEN2..	Fire control panel for connection to DC 12 V supply	GEN2..	2-3
HI110	Heat detector (collective, differential)	S54372-F9-A1	3-4
HI112	Heat detector (collective, static)	S54372-F10-A1	3-5
LP720	Detector locking device	S54319-F9-A1	3-7
OH110	Multi-sensor fire detector (collective)	S54372-F11-A1	3-3
OP110	Optical smoke detector (collective)	S54372-F4-A1	3-4
RE7T-A	Solo719 Adapter for FDUM29x	S54370-N4-A1	5-2
RE7T-B	Solo760 Battery for RE7T, RE8ST, RE8STCO, SCORP 8000	S54370-N5-A1	5-2
RE7T-C	Solo726 Charger for RE7T, RE8ST, RE8STCO, SCORP 8000	S54370-N6-A1	5-2
RE8-S	TS3 smoke capsules	S54370-N25-A1	5-1
RE8ST	Testfire 1001-101 ST test kit	S54370-S23-A1	5-1
RoLP-LX-RR	Sounder beacon with red housing and red flash color	S54370-N28-A4	3-23
RoLP-LX-RW	Sounder beacon with red housing and white flash color	S54370-N28-A1	3-22
RoLP-LX-WR	Sounder beacon with white housing and red flash color	S54370-N28-A3	3-23
RoLP-LX-WW	Sounder beacon with white housing and white flash color	S54370-N28-A2	3-22
ROLP-W	Roshni Sounder white	S54370-N44-A1	3-15
ROLP/R/S	Roshni Sounder red	GBI:1082507	3-15
RS720	Detector base seal	S54319-F8-A1	3-7
SOL-LX-C-WR	Beacon with white housing and red flash color for ceiling mounting	S54370-N29-A2	3-17
SOL-LX-C-WW	Beacon with white housing and white flash light for ceiling mounting	S54370-N29-A1	3-17
SOL-LX-W-RR	Beacon with red housing and red flash color for wall mounting	S54370-N30-A3	3-18
SOL-LX-W-RW	Beacon with red housing and white flash color for wall mounting	S54370-N30-A1	3-18-19

Type index

Type	Description	Order no.	Page
SOL-LX-W-WR	Beacon with white housing and red flash color for wall mounting	S54370-N30-A4	3-19
SOL-LX-W-WW	Beacon with white housing and white flash color for wall mounting	S54370-N30-A2	3-18



Order no. index

Order no.	Description	Type	Page
A5Q00002621	Designation plate	FDBZ291	3-8
A5Q00004470	Switching unit collective (double action)	DMA1103D	3-13
A5Q00004478	Screwed cable gland M20 x 1.5	A5Q00004478	1-5, 1-9, 1-13, 1- 17, 3-7, 3- 12-13
A5Q00004479	Back nut M20	A5Q00004479	1-6, 1- 10, 1- 14, 1- 18, 3-12
A5Q00004996	Telescope rod	FDUM291	5-3
A5Q00004997	Telescope rod	FDUM292	5-3
A5Q00013437	Back box	FDMH295-R	3-12
A5Q00013438	Back box with 2 entries	FDMH295-S	3-12
A5Q00013440	Protective cover	FDMC295	3-12
A5Q00013442	Glass plate neutral	FDMG295	6-2
A5Q00013445	Plastic element neutral	FDMP295	6-2
A5Q00013448	Spare key	FDMK295	6-2
A5Q00019353	Battery (12 V, 7 Ah, VDS)	FA2003-A1	1-6, 1- 10, 1- 14, 1- 18, 4-2
A5Q00019354	Battery (12 V, 12 Ah, VDS)	FA2004-A1	1-14, 1- 18, 4-2
A5Q00019677	Battery (12 V, 17 Ah, VDS)	FA2005-A1	1-14, 1- 18, 4-2
BPZ:3169430001	Adapter frame for alarm indicator	AI330	3-10
BPZ:4392990001	Battery (12 V, 4.5 Ah)	AX1213	1-6, 1- 10
BPZ:4677080001	Micro terminal 0.5 mm ² , 4-pole	DBZ1190-AA	3-8
BPZ:4851910001	Spare key	DMZ1195	6-2
BPZ:4942050001	Spare glass neutral	DMZ1196-AC	6-2
BPZ:4942340001	Connection terminal 2.5 mm ² , 3-pole	DBZ1190-AB	3-8, 6-2
BPZ:5154140001	Flashing signal lamp - orange	ALB24.1OR	3-21
BPZ:5222870001	Housing red, with glass and key	DMA1192-AA	3-13
BPZ:5223550001	Protective cover	DMZ1197-AC	3-13
BPZ:5371040001	Alarm device	AGT24.1	3-16
BPZ:5470680001	Protection seal	DMZ1197-AD	3-13
BPZ:9300100001	Fire control panel for connection to DC 12 V supply	GEN2-ES	2-3
BPZ:9300110001	Fire control panel for connection to DC 12 V supply	GEN2-EN	2-3
BPZ:9300120001	Fire control panel for connection to DC 12 V supply	GEN2-IT	2-3
BPZ:9300130001	Fire control panel for connection to DC 12 V supply	GEN2-SE	2-3
BPZ:9300150001	Fire control panel for connection to DC 12 V supply	GEN2-DE	2-3
GBI:1082507	Roshni Sounder red	ROLP/R/S	3-15
GEN2..	Fire control panel for connection to DC 12 V supply	GEN2..	2-3
S54312-F3-A1	Housing for input/output modules	FDCH221	1-5, 1-9, 1-13, 1- 17
S54319-F20-A1	Base attachment	BA720	3-7
S54319-F29-A1	Base attachment wet	BA721	3-7
S54319-F6-A1	Detector exchanger	DX791	5-1
S54319-F8-A1	Detector base seal	RS720	3-7
S54319-F9-A1	Detector locking device	LP720	3-7
S54370-F3-A1	Alarm indicator - Surface	FDAI92	3-9

Order no. index

Order no.	Description	Type	Page
S54370-F5-A1	Alarm indicator - Flush	FDAI93	3-9
S54370-F9-A1	Alarm indicator - Door frame	FDAI91	3-9
S54370-N25-A1	TS3 smoke capsules	RE8-S	5-1
S54370-N27-A1	Deep adapter base - red	DAB-R	3-15, 3-19
S54370-N27-A2	Deep adapter base - white	DAB-W	3-16, 3-20–21
S54370-N28-A1	Sounder beacon with red housing and white flash color	RoLP-LX-RW	3-22
S54370-N28-A2	Sounder beacon with white housing and white flash color	RoLP-LX-WW	3-22
S54370-N28-A3	Sounder beacon with white housing and red flash color	RoLP-LX-WR	3-23
S54370-N28-A4	Sounder beacon with red housing and red flash color	RoLP-LX-RR	3-23
S54370-N29-A1	Beacon with white housing and white flash light for ceiling mounting	SOL-LX-C-WW	3-17
S54370-N29-A2	Beacon with white housing and red flash color for ceiling mounting	SOL-LX-C-WR	3-17
S54370-N30-A1	Beacon with red housing and white flash color for wall mounting	SOL-LX-W-RW	3-18–19
S54370-N30-A2	Beacon with white housing and white flash color for wall mounting	SOL-LX-W-WW	3-18
S54370-N30-A3	Beacon with red housing and red flash color for wall mounting	SOL-LX-W-RR	3-18
S54370-N30-A4	Beacon with white housing and red flash color for wall mounting	SOL-LX-W-WR	3-19
S54370-N4-A1	Solo719 Adapter for FDUM29x	RE7T-A	5-2
S54370-N44-A1	Roshni Sounder white	ROLP-W	3-15
S54370-N5-A1	Solo760 Battery for RE7T, RE8ST, RE8STCO, SCORP 8000	RE7T-B	5-2
S54370-N6-A1	Solo726 Charger for RE7T, RE8ST, RE8STCO, SCORP 8000	RE7T-C	5-2
S54370-S23-A1	Testfire 1001-101 ST test kit	RE8ST	5-1
S54371-F6-A1	Manual call point with glass plate	FDM1101-RG	3-11
S54371-F6-A2	Manual call point with resettable plastic element	FDM1101-RP	3-11
S54372-F10-A1	Heat detector (collective, static)	HI112	3-5
S54372-F11-A1	Multi-sensor fire detector (collective)	OH110	3-3
S54372-F4-A1	Optical smoke detector (collective)	OP110	3-4
S54372-F5-A1	Detector base (parameter set 1)	DB110	3-6
S54372-F6-A1	Detector base (parameter set 1)	DB110D	3-6
S54372-F7-A1	Detector base (parameter set 2)	DB110R	3-6
S54372-F8-A1	Detector base (parameter set 2)	DB110RD	3-6
S54372-F9-A1	Heat detector (collective, differential)	HI110	3-4
S54400-B118-A1	EVAC module (NL 8&12 zones)	FTO1203-H1	1-12, 1-16
S54400-B119-A1	Zone ind. field 12x2 LED	FTO1202-Z1	1-12, 1-16
S54400-B120-A1	EVAC module (NL 2&4 zones)	FTO1201-H1	1-4, 1-8
S54400-B121-A1	Power supply (70 W)	FP2015-A1	6-1–2
S54400-B124-A1	Output module (230 V)	FCA1209-Z1	1-5, 1-9, 1-13, 1-17
S54400-B142-A1	Output card 2M 2R	FCA1203-Z1	1-4, 1-8
S54400-C128-A1	Fire control panel, 12 zones	FC124-ZA	1-15
S54400-C129-A1	Fire control panel, 8 zones	FC123-ZA	1-11
S54400-C130-A1	Fire control panel, 4 zones	FC122-ZA	1-7
S54400-C131-A1	Fire control panel, 2 zones	FC121-ZA	1-3
S54400-S122-A1	Power supply kit A (70 W)	FP120-Z1	4-1

Order no. index

Order no.	Description	Type	Page
S54400-S125-A1	Key switch set (Nordic SE)	FCA1206-Z1	1-5, 1-9, 1-13, 1- 17
S54400-S165-A1	FCA1215-Z1 Universal accessory kit	FCA1215-Z1	6-1

Notes

A series of horizontal dotted lines for writing notes.

Notes

A series of horizontal dotted lines for writing notes.

Notes

A series of horizontal dotted lines for writing notes.

Notes

A series of horizontal dotted lines for writing notes.

Siemens Switzerland Ltd
Building Technologies Division
International Headquarters
Gubelstrasse 22
6301 Zug
Switzerland
Tel +41 41 724 24 24

The information in this document contains general descriptions of technical options available, which do not always have to be present in individual cases. The required features should therefore be specified in each individual case at the time of closing the contract. The document contains a general product overview. Availability can vary by country. For detailed product information, please contact the company office or authorized partners.

© Siemens Switzerland Ltd, 2015 • Order no. 0-92349-en • 11505

Our world is undergoing changes that force us to think in new ways: demographic change, urbanization, global warming and resource shortages. Maximum efficiency has top priority – and not only where energy is concerned. In addition, we need to increase comfort for the well-being of users. Also, our need for safety and security is constantly growing. For our customers, success is defined by how well they manage these challenges. Siemens has the answers.

“We are the trusted technology partner for energy-efficient, safe and secure buildings and infrastructure.”